

OUTDOOR



F A R O
BARCELONA

Remember to download the latest version. Last updated on 01/01/2026 / Recuerda descargarte la última versión. Última actualización 01/01/2026



Edition

A2026OUT

Art direction and design

Faro Art

All Rights Reserved

Reproduction without written permission from the publisher is strictly prohibited.



Outdoor Collection

Portable	26
Floor	48
Spike & Projector	188
Suspended	258
Downlight	302
Wall	316
Recessed	414
Bulbs	468
Drivers	478



Portable



Muna
30



Nara
32



Akane
34



Cage
36



Saigon
36



Cairo
38



Task
38

Post



Glint
104



Naya
120



Block
126



Shelby
132



Twist
136



Datna
139



Giza
145



Surat
152



Noboru
154




Rush
172



Screen
180

Beacon



Brot
60



Iglu
64



Cadaques
66



Gaia
68



Cuca
70



Lily
74



Grot
76



Luma
90



Klamp
92



Soleil
92




Cast
94



Brot
96



Clap
100



Spy
102



Naya
120



Bu-Oh
122



Espot
124



Block
126



Tura
128



Beret
130



Shelby
132




Giza
145



Mistu
146




Blubs
147



Moon
147



Loth
156




Keenan
158



Rush
174









Floor




























Nara
50



Saigon
52

							
Kasp 40	Candela 42	Mavis 44	Argus 46	Toc 46	Voila 46	Brot 62	Saigon 286

							
Mistu 148	Muffin 148	Blubs 149	Moon 149	Mila 150	Nala 150	Mauren 152	Sete 152

							
Cerler 78	Til 78	Balic 80	Bast 80	Bezel 80	Lotus 82	Chandra 84	Gina 84
							
Glint 104	Totem 106	Alp 108	Das 110	Nanda 112	Sticker 112	Pilo 114	Saura 118
							
Shadow 134	Twist 136	Onze 138	Tram 138	Datna 139	Kila 140	Plim 142	Logar 144
							
Screen 182							

Pole



Tura
128



Tram
160



Tura
160



Beret
162



Bu-Oh
162




Plaza
162



Blubs
164


Suspended



Toba
260




Narita
262



Saga
264



Nara
274



Saigon
276



Blubs
290




Muffin
290

System



Toba
268




Narita
270




Saga
272

Spike



Slot
208




Clap
213




Brot
214



Lily
216




Toni
218




Luca
218



Bezel
220



Tono
242




Cuca
244



Bambou
248



Saigon
250



Piccola
256

Recessed




Falls
416




Geiser
418




Suria
426



Grund
430



Tras
438



Kane
440



Crosby
442



Mani
452



Poma
452



Nat
454



Spark
454




Nase
455



Carter
456



Racing
456



Mistu
166



Muffin
167



Nautica
168




Rush
176




Screen
184



Mistu
291



Moon
291



Nautica
292




Clap
297



Scuba
298




Scuba
300




Spy
220



Seth
234




Foc
236




Balder
238



Sobek
238



Andy
240



Plom
240



Garten
242



Led 18
443



Taro
444



Tecno
444




Curtis
446



Salt
446



Edel
448




Nok
448



Dart
450




Soun
458



Til
458




Sedna
460



Dang
462



Uve
462



Frol
464













































Gron
464










Stripe 2
466

Surface




















































						
Grot 318	Clap 323	Lime 326	Scuba 328	Scuba 330	Kov 333	Thon 338
						
Tinia 348	Doro 350	Lako 352	Tacana 352	Toluca 352	Aday 354	Kaula 354
						
Axel 364	Takua 364	West 366	Bruc 368	Lace 368	Ling 368	Canon 370
						
Ele 378	Kela 378	Kerala 378	Nala 380	Tamashi 380	Pivot 381	Pomo 381
						
Tejo 389	Fred 390	Mol 391	Pol 391	Kila 392	Orwell 392	Tram 392
						
Nahir 400	Noray 402	Timon 402	Brow 404	Drak 404	Pill 404	Dune 406

Ceiling

						
Puk 305	Goz 308	Tami 308	Kila 310	Olot 310	Tasa 310	Scuba 312

Projector

						
Puk 192	Clap 199	Alfa 200	Muur 200	Foc 202	Lit 202	Flow 204

							
Tond 339	Estela 340	Bronx 342	Pals 342	Steps 344	Klamp 346	Proa 346	Gina 348
							
Balic 356	Bu-Oh 358	Future 358	Lotus 360	View 360	Ancora 362	Sticker 362	Alp 364
							
Lacre 370	Tane 370	Blind 372	Log 372	Olan 372	Nairobi 374	Sunset 374	Luma 376
							
Half 384	Mask 384	Tom 386	Hikari 387	Kubick 387	Bonn 388	Negus 388	Natron 389
							
Blubs 394	Muffin 394	Mistu 396	Moon 396	Nautica 398	Wally 399	Borda 400	Cabo 400
							
Grant 408	Path 408	Grada 410	Must 412				
							
Anga 314	Dakron 315	Yen 315					
							
Oko 204	Plom 204	Slot 206	Sau 224				

Collections

Agra



Post *H.200*
P. 116



Beacon *H.650*
P. 116

Alp



Beacon *H.500*
P. 108



Beacon *H.800*
P. 108



Wall
P. 364

Balic Yembarastudio



Beacon *H.580*
P. 80



Wall
P. 356

Beret



Beacon *H.500*
P. 130



Beacon *H.900*
P. 130



Pole *H.1800*
P. 162

Bezel



Beacon *H.600*
P. 80



Spike *H.600*
P. 220

Block Àlex & Manel Llusçà



Post *H.350*
P. 126



Beacon *H.700*
P. 126



Wall
P. 382

Blubs
Estudi Ribaudí



Beacon H.540
P. 147



Post H.240
P. 149



Pole 2L H.2140
P. 164



Pole 3L H.2140
P. 164




Suspended
P. 290



Wall
P. 394

Brot
Yembarastudio



Beacon H.900
P. 60




Beacon H.1800
P. 60



Portable H.900
P. 62




Portable H.1800
P. 62



Beacon H.200
P. 96



Beacon H.600
P. 96



Spike H.200
P. 214



Spike H.600
P. 214

Bu-Oh
Estudi Ribaudí



Beacon H.565
P. 122



Post H.265
P. 122




Pole H.2500
P. 162



Wall
P. 358

Clap
Faro Lab




Beacon H.512
P. 100



Beacon H.1266
P. 100




Projector
P. 199



Spike H.630
P. 213



Spike H.1030
P. 213



Suspended
P. 297




Wall
P. 322



Lineal Wall/Ceiling
P. 324

Cuca
Faro Lab



Beacon *H.500*
P. 70




Beacon *H.1000*
P. 70




Spike *H.500*
P. 244



Spike *H.1000*
P. 244




Beacon *H.300*
P. 72




Beacon *H.650*
P. 72



Beacon *H.1193*
P. 72



Spike *H.300*
P. 246



Spike *H.650*
P. 246




Spike *H.1193*
P. 246


Foc



Spike *H.460*
P. 236



Spike *H.780*
P. 236



Wall *H.580*
P. 202



Wall
P. 202

Gina



Beacon *H.700*
P. 84



Wall
P. 348

Glint
Faro Lab



Post *H.157*
P. 104



Beacon *H.400*
P. 104



Beacon *H.700*
P. 104

Grot
Faro Lab



Beacon *H.400*
P. 76



Beacon *H.700*
P. 76



Wall
P. 318

Kila



Beacon H.400
P. 140



Beacon H.700
P. 140



Ceiling
P. 310



Wall
P. 392

Klamp

Àlex & Manel Llusca




Beacon H.660
P. 92



Wall 2L
P. 346

Lily

Faro Lab




Beacon H.300
P. 74



Beacon H.650
P. 74



Beacon H.1190
P. 74



Spike H.300
P. 216



Spike H.650
P. 216



Spike H.1190
P. 216

Lotus

Estudi Ribaudí



Beacon H.350
P. 82



Beacon H.650
P. 82



Wall
P. 360

Luma

Faro Lab

NEW



Beacon H.300
P. 90



Beacon H.600
P. 90



Wall
P. 376

Mistu

Faro Lab



Beacon H.600
P. 146



Post H.310
P. 148



Pole 2L H.2150
P. 166



Pole 3L H.2150
P. 166



Suspended
P. 291




Wall
P. 396

Moon
Faro Lab



Beacon *H.610*
P. 147



Post *H.300*
P. 149



Suspended
P. 291



Wall
P. 396

Muffin
Àlex & Manel Llusçà



Beacon *H.559*
P. 146



Post *H.259*
P. 148



Pole 2L *H.2115*
P. 167



Pole 3L *H.2115*
P. 167



Suspended
P. 290



Wall
P. 394

Nala



Post *H.220*
P. 150



Wall
P. 380

Nara
Carrasquet



Portable
P. 32




Floor *H.1200*
P. 32



Suspended
P. 274

Nautica




Pole *H.2200*
P. 168



Pole 2L *H.2250*
P. 168



Pole 3L *H.2250*
P. 168



Suspended *W. 260*
P. 292



Suspended *W. 345*
P. 292



Wall *W. 260*
P. 398



Wall *W. 280*
P. 398



Wall *W. 350*
P. 398

Plom




Spike *H. 332*
P. 240



Wall
P. 204

Puk



Projector
P. 194



Ceiling
P. 280

Rush
Estudi Ribaudí



Post *H. 250*
P. 172



Beacon *H. 800*
P. 174




Pole *H. 3100*
P. 176



Pole *H. 3700*
P. 178

Sau XS

NEW



Beacon *H. 300*
P. 224



Beacon *H. 600*
P. 224

Sau S

NEW



Beacon *H. 300*
P. 226




Beacon *H. 600*
P. 226

Sau M

NEW



Beacon *H. 300*
P. 228



Beacon *H. 600*
P. 231



Wall
P. 230

Saigon
Nahtrang



Portable
P. 36



Floor H.1950
P. 56



Table H.1200
P. 56



Spike H.1370
P. 250



Suspended
P. 282



Portable
P. 288

Screen
Estudi Ribaudí



Post H.250
P. 180



Beacon H.800
P. 182



Pole H.3100
P. 184



Pole H.3700
P. 186

Scuba



Suspended
P. 300



Wall
P. 330

Scuba Louver



Suspended
P. 298



Ceiling
P. 312



Wall
P. 328


Slot
Lucid Product Design




Projector H.350
P. 206



Projector H.500
P. 206



Spike H.380
P. 208



Spike H.692
P. 208


Spy



Post H.145
P. 102



Beacon H.435
P. 102



Spike H.395
P. 220

Sticker
Lucid Product Design



Beacon *H.720*
P. 112



Wall
P. 362

Tram
Estudi Ribaudí



Beacon *H.630*
P. 138



Pole *H.2500*
P. 160



Wall
P. 392

Til

NEW



Beacon *H.300*
P. 78



Recessed
P. 458

Twist
Estudi Ribaudí



Post *H.300*
P. 136



Beacon *H.500*
P. 136



Wall
P. 382

Tura



Beacon *H.650*
P. 128



Beacon *H.1050*
P. 128



Pole *H.2050*
P. 160

Our purpose is to contribute to the wellbeing and happiness of people through design and the relationship we establish with the objects that surround us in our daily lives. We believe in honest and accessible design. Nuestra razón de ser es contribuir al bienestar y la felicidad de las personas a través del diseño y la relación que establecemos con los objetos que nos acompañan en nuestro día a día. Creemos en un diseño honesto, accesible y cercano.

DESIGN FOR
EVERYONE

BRAND
WITH SOUL







Our sustainability journey focuses on minimizing our environmental footprint and maximizing our positive impact on society.

Nuestro camino hacia la sostenibilidad se centra en reducir nuestro impacto negativo en el planeta y maximizar nuestro impacto social positivo.

SUSTAINABILITY

TURN OFF
THE LIGHT



Our impact report
Nuestro impacto



The expertise and knowledge of our professionals are dedicated to bringing your ideas to life, creating unique and functional spaces.

La experiencia y el conocimiento de nuestros profesionales se ponen al servicio de tus ideas para crear espacios únicos y funcionales.

SERVICES

YOUR IDEA, OUR EXPERTISE




Lighting & Fan projects / Proyectos de iluminación y ventilación
Control and connectivity / Control y conectividad
Customization and bespoke products / Personalización y productos a medida



Our commitment to quality is at the heart of everything we design. We rigorously control the quality of our products and services from conception to functionality and reliability testing. Nuestro compromiso con la calidad está presente en todo lo que diseñamos. Controlamos rigurosamente la calidad de nuestros productos y servicios desde la concepción hasta los ensayos de funcionalidad y fiabilidad.

Q-LAB

QUALITY COMMITMENT



Quality management system based on ISO9001.

Compliance with electrical safety regulations under EN60598 (lighting) & EN60335 (fans), as well as ERP energy-efficiency requirements.

Sistema de gestión de calidad basado en la ISO9001.

Cumplimiento legislativo de las normativas de seguridad bajo la EN60598 (iluminación) y EN60335 (ventiladores de techo), así como la normativa de eficiencia energética ERP.

Parametrical Lab

Specification Compliance
Electrical Safety Tests
Integrating Sphere
Climatic Chamber
IK Tests
Endurance Test Room
Thermal Test Room

Environmental Testing Lab

Water IP Tests
Powder IP Tests
Salt Spray Chamber

Technical Assistance Service (TAS)

Customer Returns Analysis
Customer Returns Repairs
TAS Spare Parts

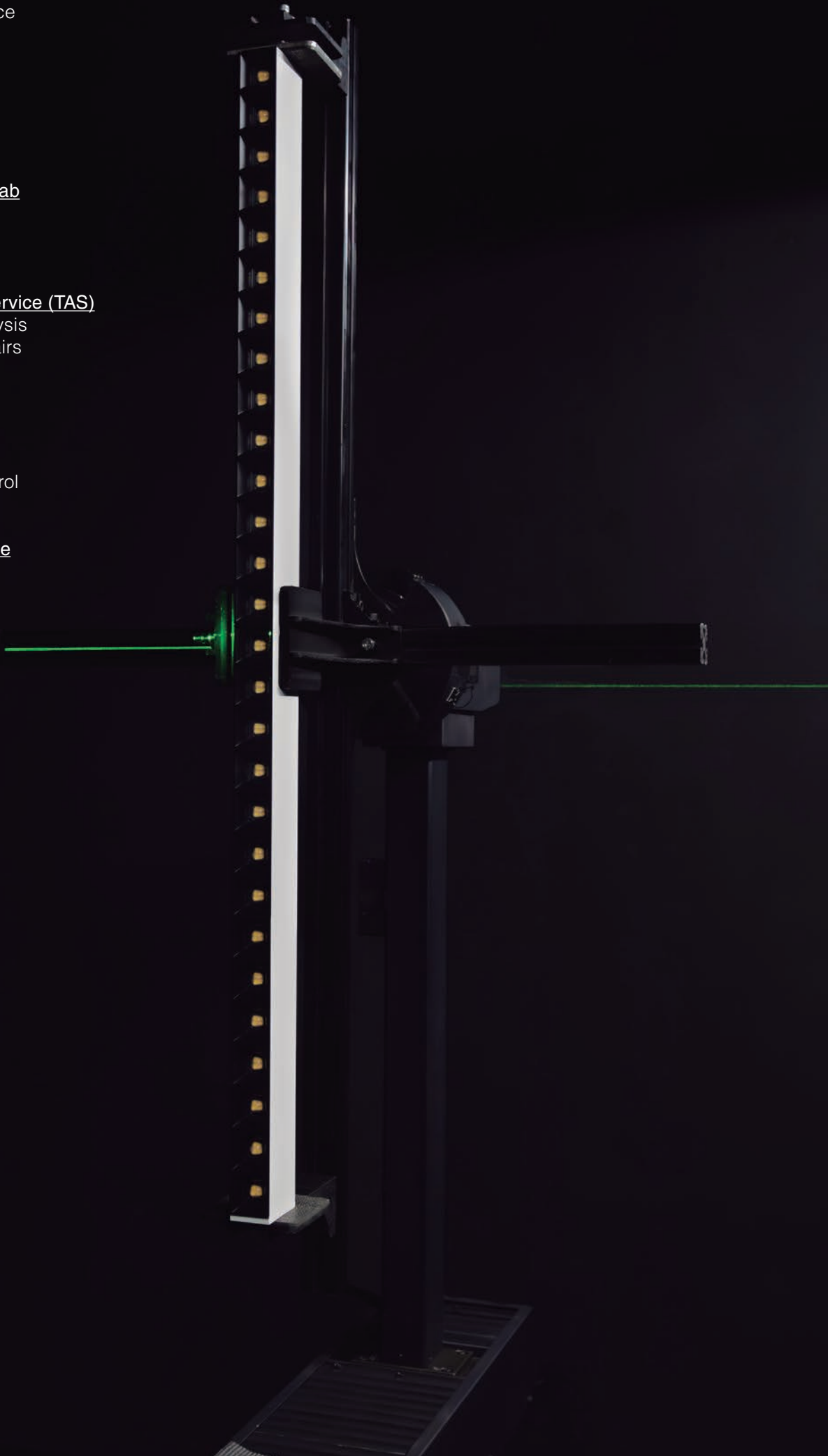
Quality inspections Lab

Batch inspections
Functional Tests
Product Assembly Control
Product Finish Control

Specification Compliance

Life Test
Customizations
Airflow measurements
Noise measurements

Goniophotometer Room





OUTDOOR

LIGHTING

PORTABLE



Its diffuser is covered with a removable, washable fabric sleeve that's also durable enough for outdoor use.



Muna dresses light in texture and color—a piece that unites materiality, presence, and emotion, thoughtfully designed to accompany every moment with serenity and intimacy. Muna casts a soft, enveloping glow that invites you to experience it. Light filters gently through the fabric, softly blurring edges and creating a serene, intimate atmosphere—perfect for spaces devoted to rest and well-being.



MUNA

Carrasquet

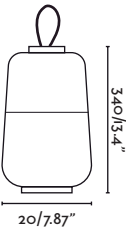
Muna
Carrasquet

IP54



72150	<div><div></div> Structure White</div> <div><div></div> Diffuser Opal</div>
72151	<div><div></div> Structure White + Orange</div> <div><div></div> Diffuser Opal</div>

Material	Structure Textile
	Diffuser PEMD
Light Source	1 E27 LED A60 max. 12W
Bulb incl.	No
Recom. Bulb	17070
Class	II
Cable	5m



outdoor

Portable



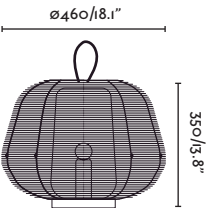
Nara Portable
Carrasquet

IP65



72102-155	<div></div> Structure Beige
	<div></div> Diffuser Opal
72102-156	<div></div> Structure Matt Black
	<div></div> Diffuser Opal
72102-157	<div></div> Structure Rust Brown
	<div></div> Diffuser Opal

Material	Structure Steel
	Diffuser PEMD
Light Source	1 E27 LED A60 max. 12W
Bulb incl.	No
Recom. Bulb	17070
Class	II
Cable	2.5m



outdoor

Portable



Akane
Pepe Llaudet

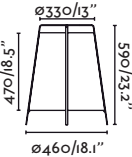
IP44



71262	<div><div></div> Structure Matt Black</div> <div><div></div> Shade Green</div>
71263	<div><div></div> Structure Matt Black</div> <div><div></div> Shade Beige</div>

Material	Structure Steel
	Shade PP
Light Source	E27 LED G125 max. 12W
Bulb incl.	No
Recom. Bulb	17425
Class	II
Cable	5m

*Only compatible with models A60, ST64, G95 and G125



outdoor

Portable



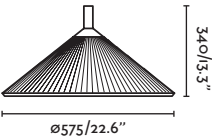
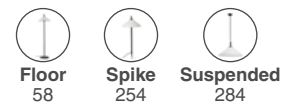
Saigon R55 Portable
Nahtrang

IP65



71584-02 ● Structure Dark Grey
 ● Shade White

Material	Structure Aluminium
	Shade PEMD
Light Source	1 E27 LED A60 max. 15W
Bulb incl.	No
Recom. Bulb	17463
Class	II
Cable	3m



Cage

IP65/44



75608 ● Structure Dark Grey
 ● Diffuser Opal

Material	Structure Aluminium
	Diffuser PC
Power	12W
Lumen Output	990lm
Light Source	SMD LED 2700K
Class	I
CRI	≥80
Voltage	220V-240V/50/60Hz
Cable	2m



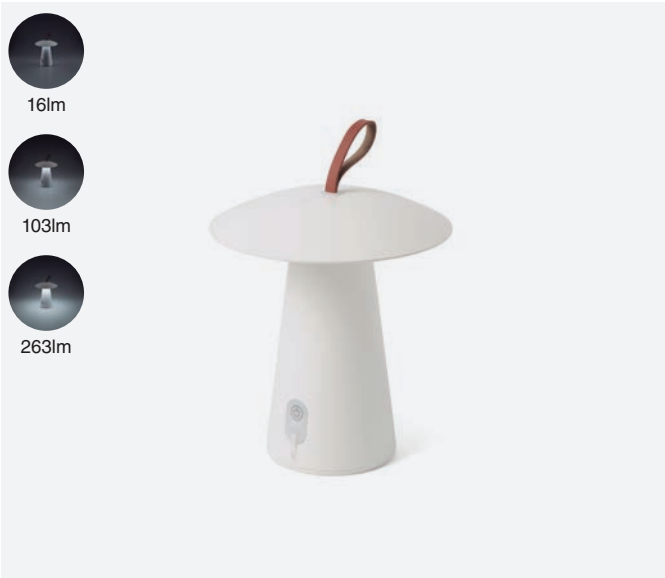
outdoor

Portable



Task

IP54 IK08 DIM



70914 Structure Matt White Diffuser Opal

Material	Structure Aluminium
	Diffuser PC
Power	2W
Lumen Output	190lm
Light Source	SMD LED 3000K
Dimmable W/lm	0,5/16-1/103-2/263
Class	III
CRI	≥80
Voltage	5VDC
Battery	5 Charge Max. 6 Worktime



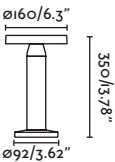
Cairo

IP44 DIM USB Power solar



74500 Structure Black Diffuser Transparent
74501 Structure Sand Diffuser Transparent

Material	Structure PC
	Diffuser PC
Power	2W
Lumen Output	120lm
Light Source	SMD LED 2700K
Class	III
CRI	≥80
Voltage	5VDC
Battery	4,5 Charge Max. 6 Worktime



Solar lamp


outdoor

Portable



Kasp 300

IP65 IK04 DIM solar



71912 ● Structure Black
● Diffuser Transparent

Material	Structure Aluminium
	Diffuser PC
Power	2,2W
Lumen Output	107lm
Light Source	SMD LED 2700/3000K
Class	III
CRI	>80
Voltage	5VDC
Battery	6 Charge Max. 10 Worktime

Kasp 500

IP65 IK04 DIM solar

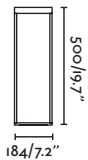
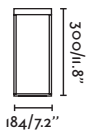


71913 ● Structure Black
● Diffuser Transparent


Material	Structure Aluminium
	Diffuser PC
Power	2,2W
Lumen Output	128lm
Light Source	SMD LED 2700/3000K
Class	III
CRI	>80
Voltage	5VDC
Battery	6 Charge Max. 10 Worktime



Kasp Wall Accessory
71914 ● Black
Material Structure Aluminium



USB-C Charger



Solar lamp

outdoor

Portable

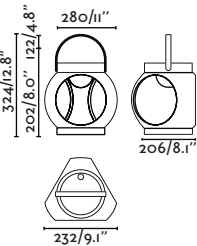




70790  **Structure** Terracotta
 **Diffuser** Opal



Material	Structure Polystone
	Diffuser PC
Power	3W
Lumen Output	172lm
Light Source	SMD LED 3000K
Class	III
CRI	≥80
Voltage	5VDC/50/60Hz
Battery	10 Charge Max. 6 Worktime



outdoor

Portable



Mavis 200



71920	● Structure Matt Black ● Diffuser Transparent
71921	● Structure Matt White ● Diffuser Transparent
71923	● Structure Matt Yellow ● Diffuser Transparent


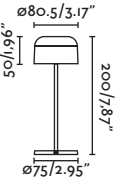
Material	Structure Aluminium
	Diffuser PC
Power	2W
Lumen Output	150lm
Light Source	SMD LED 2700K
Class	III
CRI	≥80
Voltage	5VDC
Beam angle	180°
Battery	4 Charge Max. 10 Worktime

Mavis 360


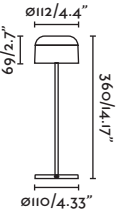


71928	● Structure Matt Black ● Diffuser Transparent
71929	● Structure Matt White ● Diffuser Transparent
71931	● Structure Matt Yellow ● Diffuser Transparent

Material	Structure Aluminium
	Diffuser PC
Power	3W
Lumen Output	225lm
Light Source	SMD LED 2700K
Class	III
CRI	≥80
Voltage	5VDC
Beam angle	180°
Battery	4 Charge Max. 10 Worktime



Touch lamp



Touch lamp

outdoor

Portable



Toc 380

IP54



Argus

IP54



Voila

IP44




- 70775
 - Structure Matt White
 - Diffuser Opal
- 70776
 - Structure Matt Black
 - Diffuser Opal
- 70777
 - Structure Matt Grey
 - Diffuser Opal

Material	Structure Aluminium
	Diffuser PC
Power	2W
Lumen Output	180lm
Light Source	SMD LED 3000K
Class	III
Voltage	5VDC
Battery	5 Charge Max. 9 Worktime



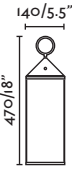
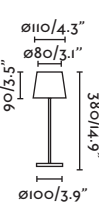
- 70784
 - Structure Dark Grey
 - Diffuser Transparent

Material	Structure Aluminium
	Diffuser PMMA
Power	2W
Lumen Output	220lm
Light Source	SMD LED 3000K
Class	III
CRI	>80
Voltage	5VDC
Battery	5 Charge Max. 9 Worktime



- 71565
 - Structure Matt Black
 - Diffuser Opal

Material	Structure ABS
	Diffuser PEMD
Power	2W
Lumen Output	50lm
Light Source	RGB LED 3000K
Class	III
Voltage	5VDC
Battery	4 Charge Max. 7 Worktime



outdoor

Portable





OUTDOOR

LIGHTING

FLOOR



Nara Floor
Carrasquet

IP65



72103-155	<div></div> Structure Beige
	<div></div> Diffuser Opal
72103-156	<div></div> Structure Matt Black
	<div></div> Diffuser Opal
72103-157	<div></div> Structure Rust Brown
	<div></div> Diffuser Opal

Material	Structure Steel
	Diffuser PEMD
Light Source	1 E27 LED A60 max. 12W
Bulb incl.	No
Recom. Bulb	17070
Class	II
Cable	2.5m





Saigon 1950 C100
Nahtrang

IP65



- 71569-10 Structure Dark Grey
Shade Beige
Diffuser Opal
- 71569-12 Structure Dark Grey
Shade Green
Diffuser Opal
- 71569-14 Structure Dark Grey
Shade Ochre
Diffuser Opal

Material	Structure Aluminium + Concrete
	Shade PP
	Diffuser PEMD
Light Source	1 E27 LED A60 max. 15W
Bulb incl.	No
Recom. Bulb	17463
Class	II
Cable	2m

Saigon 1950 C70
Nahtrang

IP65




- 71569-09 Structure Dark Grey
Shade Beige
Diffuser Opal
- 71569-11 Structure Dark Grey
Shade Green
Diffuser Opal
- 71569-13 Structure Dark Grey
Shade Ochre
Diffuser Opal

Material	Structure Aluminium
	Shade PP
	Diffuser PEMD
Light Source	1 E27 LED A60 max. 15W
Bulb incl.	No
Recom. Bulb	17463
Class	II
Cable	2m

Saigon 1200 C70
Nahtrang

IP65

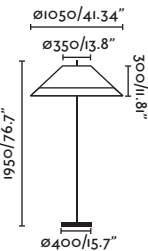


- 71575-09 Structure Dark Grey
Shade Beige
Diffuser Opal
- 71575-11 Structure Dark Grey
Shade Green
Diffuser Opal
- 71575-13 Structure Dark Grey
Shade Ochre
Diffuser Opal

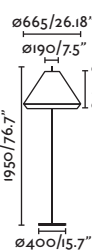
Material	Structure Aluminium
	Shade PP
	Diffuser PEMD
Light Source	1 E27 LED A60 max. 15W
Bulb incl.	No
Recom. Bulb	17463
Class	II
Cable	2m



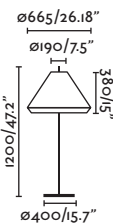
Portable
286



Suspended
278



Portable
286





Saigon 1950 W100
Nahtrang

IP65



- 71569-08
- Structure Dark Grey
- Shade Brown
- Diffuser Opal

Material	Structure Aluminium + Concrete
	Shade Synthetic Wicker
	Diffuser PEMD
Light Source	1 E27 LED A60 max. 15W
Bulb incl.	No
Recom. Bulb	17463
Class	II
Cable	2m

Saigon 1950 W70
Nahtrang

IP65




- 71569-07
- Structure Dark Grey
- Shade Brown
- Diffuser Opal

Material	Structure Aluminium
	Shade Synthetic Wicker
	Diffuser PEMD
Light Source	1 E27 LED A60 max. 15W
Bulb incl.	No
Recom. Bulb	17463
Class	II
Cable	2m

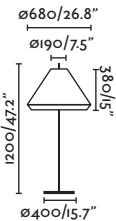
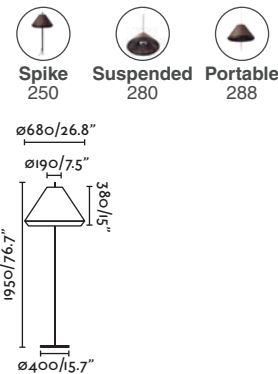
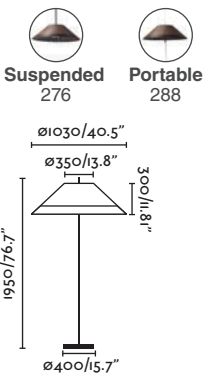
Saigon 1200 W70
Nahtrang

IP65



- 71575-07
- Structure Dark Grey
- Shade Brown
- Diffuser Opal

Material	Structure Aluminium
	Shade Synthetic Wicker
	Diffuser PEMD
Light Source	1 E27 LED A60 max. 15W
Bulb incl.	No
Recom. Bulb	17463
Class	II
Cable	2m





Saigon 1950 T70
Nahtrang

IP65



- 71569-05
 - Structure Dark Grey
 - Shade Cream
 - Diffuser Opal
- 71569-06
 - Structure Dark Grey
 - Shade Brown
 - Diffuser Opal

Material	Structure Aluminium
	Shade Textilene
	Diffuser PEMD
Light Source	1 E27 LED A60 max. 15W
Bulb incl.	No
Recom. Bulb	17463
Class	II
Cable	2m

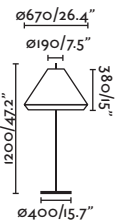
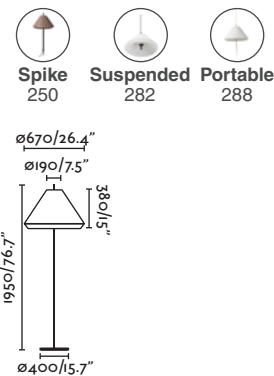
Saigon 1200 T70
Nahtrang

IP65



- 71575-05
 - Structure Dark Grey
 - Shade Cream
 - Diffuser Opal
- 71575-06
 - Structure Dark Grey
 - Shade Brown
 - Diffuser Opal

Material	Structure Aluminium
	Shade Textilene
	Diffuser PEMD
Light Source	1 E27 LED A60 max. 15W
Bulb incl.	No
Recom. Bulb	17463
Class	II
Cable	2m



outdoor

Floor



Saigon 2000 R55
Nahtrang

IP65



71569-01 ● Structure Dark Grey
● Shade White

Material	Structure Aluminium
	Shade PEMD
Light Source	1 E27 LED A60 max. 15W
Bulb incl.	No
Recom. Bulb	17463
Class	II
Cable	2m

Saigon 1150 R55
Nahtrang

IP65




71575-01 ● Structure Dark Grey
● Shade White

Material	Structure Aluminium
	Shade PEMD
Light Source	1 E27 LED A60 max. 15W
Bulb incl.	No
Recom. Bulb	17463
Class	II
Cable	2m

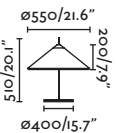
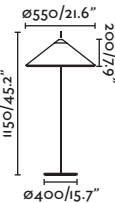
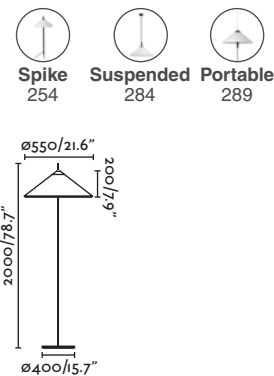
Saigon 500 R55
Nahtrang

IP65



71576-01 ● Structure Dark Grey
● Shade White

Material	Structure Aluminium
	Shade PEMD
Light Source	1 E27 LED A60 max. 15W
Bulb incl.	No
Recom. Bulb	17463
Class	II
Cable	2m



Saigon 2100 R45
Nahtrang

IP65



71569-04 ● Structure Dark Grey
 ● Shade White

Material	Structure Aluminium
	Shade PEMD
Light Source	1 E27 LED A60 max. 15W
Bulb incl.	No
Recom. Bulb	17463
Class	II
Cable	2m

Saigon 1300 R45
Nahtrang

IP65




71575-04 ● Structure Dark Grey
 ● Shade White

Material	Structure Aluminium
	Shade PEMD
Light Source	1 E27 LED A60 max. 15W
Bulb incl.	No
Recom. Bulb	17463
Class	II
Cable	2m

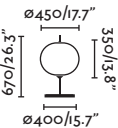
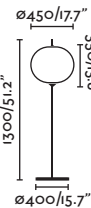
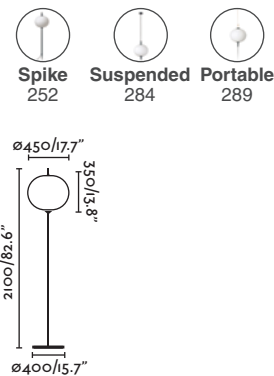
Saigon 670 R45
Nahtrang

IP65



71576-04 ● Structure Dark Grey
 ● Shade White

Material	Structure Aluminium
	Shade PEMD
Light Source	1 E27 LED A60 max. 15W
Bulb incl.	No
Recom. Bulb	17463
Class	II
Cable	2m



Brot 900 Pole
Yembarastudio

IP65  incl.

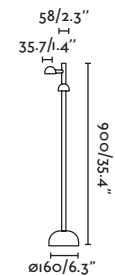


71253  **Structure** Black
 **Diffuser** Opal

Material	Structure Aluminium
	Diffuser Glass
Power	2x6W
Lumen Output	2x290lm
Light Source	SMD LED 2700K
Class	I
CRI	>80
Voltage	100V-240V/50/60Hz
Beam angle	80°



reddot winner 2021



Brot 1800 Pole
Yembarastudio

IP65  incl.

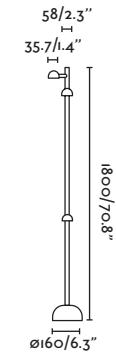


71254  **Structure** Black
 **Diffuser** Opal

Material	Structure Aluminium
	Diffuser Glass
Power	3x6W
Lumen Output	3x290lm
Light Source	SMD LED 2700K
Class	I
CRI	>80
Voltage	100V-240V/50/60Hz
Beam angle	80°



reddot winner 2021



outdoor

Floor



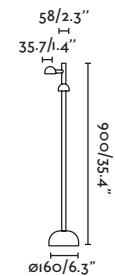
Brot 900 Portable
Yembarastudio

IP65/44  incl.



71256  **Structure** Black
 **Diffuser** Opal

Material	Structure Aluminium
	Diffuser Glass
Power	2x6W
Lumen Output	2x290lm
Light Source	SMD LED 2700K
Class	I
CRI	>80
Voltage	100V-240V/50/60Hz
Cable	1.8m



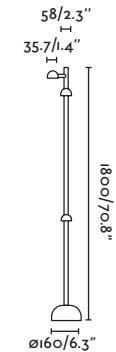
Brot 1800 Portable
Yembarastudio

IP65/44  incl.



71257  **Structure** Black
 **Diffuser** Opal

Material	Structure Aluminium
	Diffuser Glass
Power	3x6W
Lumen Output	3x290lm
Light Source	SMD LED 2700K
Class	I
CRI	>80
Voltage	100V-240V/50/60Hz
Cable	1.8m



Spike included

outdoor

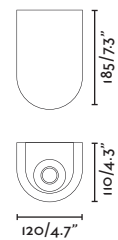
Floor





75650  **Structure** Grey
 **Diffuser** Translucent

Material	Structure Concrete
	Diffuser Glass
Power	3W
Lumen Output	214,7lm
Light Source	LED MODULE 3000K
Class	II
CRI	>80
Voltage	220V-240V/50/60Hz



outdoor

Floor





- 71242 ● **Structure** Dark Grey
● **Shade** Beige
● **Diffuser** Opal
- 71243 ● **Structure** Dark Grey
● **Shade** Blue
● **Diffuser** Opal



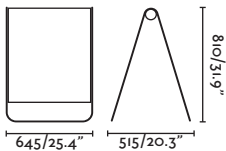
Material	Structure Aluminium
	Shade Textilene
	Diffuser PC
Power	18W
Lumen Output	286lm
Light Source	SMD LED 2700K
Class	II
CRI	>80
Voltage	100V-240V/50/60Hz
Cable	3m



Cadaques 2.5m Cable Accessory

71244 ● Black

Material **Structure** PVC



Floor fixing accessory included

outdoor

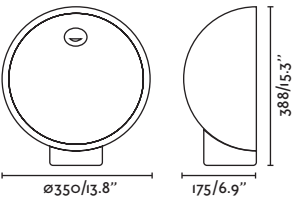
Floor





75564	 Structure Beige
75563	 Structure Grey

Material	Structure Concrete
Power	6W
Lumen Output	214lm
Light Source	SMD LED 2700K
Class	II
CRI	>80
Voltage	220V-240V/50/60Hz



outdoor

Floor



Cuca 500 Beacon
Faro Lab

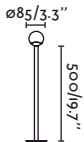
IP65 IK05  no incl.



75584 ● Structure Black
● Diffuser Opal

Material	Structure Stainless Steel
	Diffuser Glass
Power	3W
Lumen Output	154lm
Light Source	COB LED 2700K
Class	III
CRI	>90
Voltage	24VDC
Cable	0.5m

*Drivers info pag. 478



Cuca 1000 Beacon
Faro Lab

IP65 IK06  no incl.



75588 ● Structure Black
● Diffuser Opal

Material	Structure Stainless Steel
	Diffuser Glass
Power	3W
Lumen Output	154lm
Light Source	COB LED 2700K
Class	III
CRI	>90
Voltage	24VDC
Cable	0.5m

*Drivers info pag. 478



outdoor

Floor



Cuca 300 24V
Faro Lab


IP65 IK06  no incl.



75580 ● Structure Black
● Diffuser Opal

Cuca 650 24V
Faro Lab


IP65 IK06  no incl.



75558 ● Structure Black
● Diffuser Opal

Cuca 1193 24V
Faro Lab

IP65 IK06  no incl.



75559 ● Structure Black
● Diffuser Opal

Material	Structure Stainless Steel
	Diffuser Glass
Power	3W
Lumen Output	154lm
Light Source	COB LED 2700K
Class	III
CRI	>90
Voltage	24VDC
Cable	0.5m

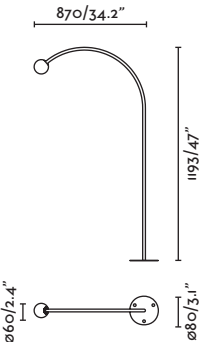
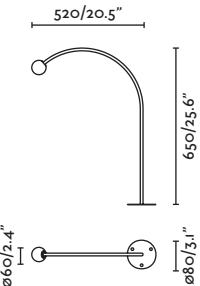
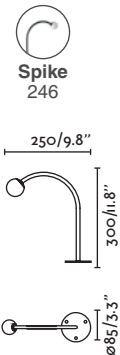
*Drivers info pag. 478

Material	Structure Stainless Steel
	Diffuser Glass
Power	3W
Lumen Output	154lm
Light Source	COB LED 2700K
Class	III
CRI	>90
Voltage	24VDC
Voltage	24V
Cable	0.5m

*Drivers info pag. 478

Material	Structure Stainless Steel
	Diffuser Glass
Power	3W
Lumen Output	154lm
Light Source	COB LED 2700K
Class	III
CRI	>90
Voltage	24VDC
Voltage	24V
Cable	0.5m

*Drivers info pag. 478




outdoor

Floor



Lily 300 24V
Faro Lab

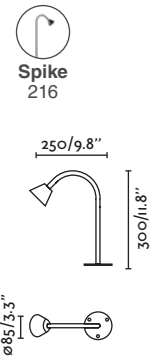
IP65 IK06  no incl.



75620 ● Structure Black
● Diffuser Transparent

Material	Structure Stainless Steel
	Diffuser Glass
Power	3W
Lumen Output	154lm
Light Source	COB LED 2700K
Class	III
CRI	>90
Voltage	24VDC
Cable	0.5m

[*Drivers info pag. 478](#)



Lily 650 24V
Faro Lab

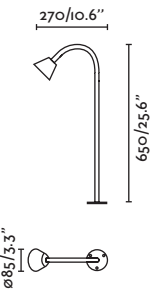
IP65 IK06  no incl.



75621 ● Structure Black
● Diffuser Transparent

Material	Structure Stainless Steel
	Diffuser Glass
Power	3W
Lumen Output	154lm
Light Source	COB LED 2700K
Class	III
CRI	>90
Voltage	24VDC
Cable	0.5m

[*Drivers info pag. 478](#)



Lily 1190 24V
Faro Lab

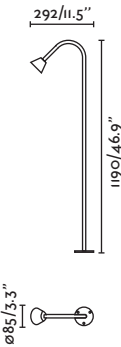
IP65 IK06  no incl.



75622 ● Structure Black
● Diffuser Transparent

Material	Structure Stainless Steel
	Diffuser Glass
Power	3W
Lumen Output	154lm
Light Source	COB LED 2700K
Class	III
CRI	>90
Voltage	24VDC
Cable	0.5m

[*Drivers info pag. 478](#)



outdoor

Floor



Grot 400
Faro Lab

IP55 IK06 incl. SEA SIDE SUITABLE IP68 CONNECTOR



75631 ● Structure Grey
2700K 77lm
75634 ● Structure Grey
3000K 110lm

Material	Structure Concrete
	Diffuser Glass
Power	6,5W
Light Source	SMD LED
Class	II
CRI	≥80
Voltage	100V-277V/50/60Hz

Grot 700
Faro Lab

IP55 IK06 incl. SEA SIDE SUITABLE IP68 CONNECTOR

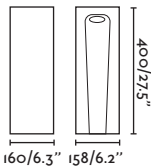


75632 ● Structure Grey
2700K 77lm
75635 ● Structure Grey
3000K 110lm

Material	Structure Concrete
	Diffuser Glass
Power	6,5W
Light Source	SMD LED
Class	II
CRI	≥80
Voltage	100V-277V/50/60Hz



Wall
318



outdoor

Floor

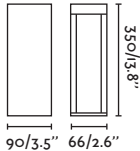
Cerler 350

IP65 IK07 incl. DIM



- 71940 Structure Dark Grey Diffuser Transparent
- 71941 Structure Rust Brown Diffuser Transparent

Material	Structure Aluminium
	Diffuser PC
Power	9W
Lumen Output	427lm
Light Source	SMD LED 2200/ 2700/ 3200/ 4000K
Class	I
CRI	≥80
Voltage	220V-240V



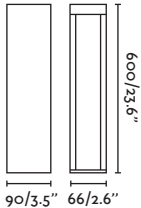
Cerler 600

IP65 IK07 incl. DIM



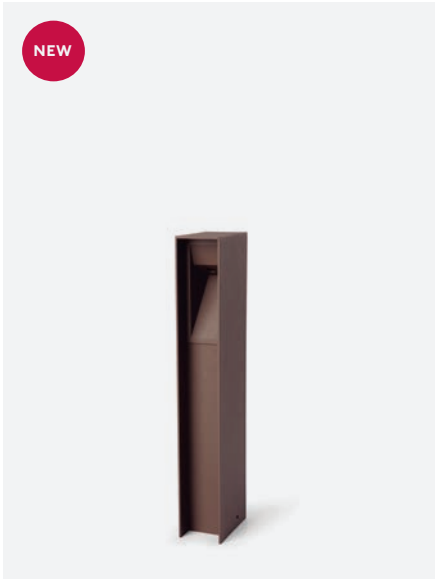
- 71942 Structure Dark Grey Diffuser Transparent
- 71943 Structure Rust Brown Diffuser Transparent

Material	Structure Aluminium
	Diffuser PC
Power	9W
Lumen Output	427lm
Light Source	SMD LED 2200/ 2700/ 3200/ 4000K
Class	I
CRI	≥80
Voltage	220V-240V




Til

IP65 IK08 no incl.



- 70938 Structure Black Diffuser Transparent
- 70939 Structure Rust Brown Diffuser Transparent

Material	Structure Aluminium
	Diffuser Glass
Power	3W
Lumen Output	77lm
Light Source	COB LED 2700K
Class	III
CRI	>90
Voltage	24VDC



outdoor

Floor

Balic
Yembarastudio

IP65 IK06 incl. DIM



70295 ● Structure Black
● Diffuser Prism

Material	Structure Aluminium
	Diffuser Glass
Power	8W
Lumen Output	813/870/896lm
Light Source	SMD LED 2700/ 3000/ 4000K
Class	I
CRI	≥80
Voltage	220V-240V/50/60Hz

Bezel

IP65 IK06 incl. IP68 CONNECTOR



70247 ● Structure Matt Black
● Diffuser Transparent

Material	Structure Aluminium
	Diffuser Glass
Power	8W
Lumen Output	349lm
Light Source	COB LED 2700K
Class	I
CRI	90
Voltage	220V-240V/50/60Hz
Beam angle	118,3°

Bast

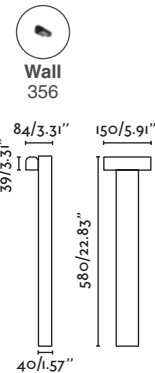
IP65 IK10 incl.



70292 ● Structure Black
● Diffuser Transparent

Material	Structure Aluminium + PC
	Diffuser PC
Power	25W
Lumen Output	756lm
Light Source	SMD LED 3000K
Class	I
CRI	>80
Voltage	220V-240V/50/60Hz
Beam angle	120°


*Choose its color temperature by pressing CCT changeable button during the installation.



Bast 180° Accessory

70293 ● Black

Material Structure Aluminium



outdoor

Floor



Lotus 350

Estudi Ribaudí

IP65 IK08 incl.



71224

● Structure Dark Grey
● Diffuser Opal

Lotus 650

Estudi Ribaudí

IP65 IK08 incl.

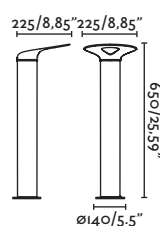
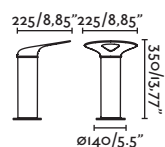


71225

● Structure Dark Grey
● Diffuser Opal

Material	Structure Aluminium
	Diffuser PC
Power	18W
Lumen Output	1120lm
Light Source	SMD LED 3000K
Class	I
CRI	>80
Voltage	100V-240V/50/60Hz

Material	Structure Aluminium
	Diffuser PC
Power	18W
Lumen Output	1120lm
Light Source	SMD LED 3000K
Class	I
CRI	>80
Voltage	100V-240V/50/60Hz



outdoor

Floor



Gina

IP44



71352 **Structure** Dark Grey
 Diffuser Transparent

Material	Structure Aluminium
	Diffuser Glass
Light Source	1 GU10 LED max. 5W
Bulb incl.	No
Recom. Bulb	17334
Class	I

Chandra

IP54

IK06

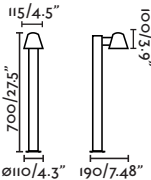


72298 **Structure** Dark Grey
 Diffuser Opal

Material	Structure Aluminium
	Diffuser Glass
Power	7W
Lumen Output	304lm
Light Source	COB LED 3000K
Class	I
CRI	>80
Voltage	100V-240V/50/60Hz



Wall
348



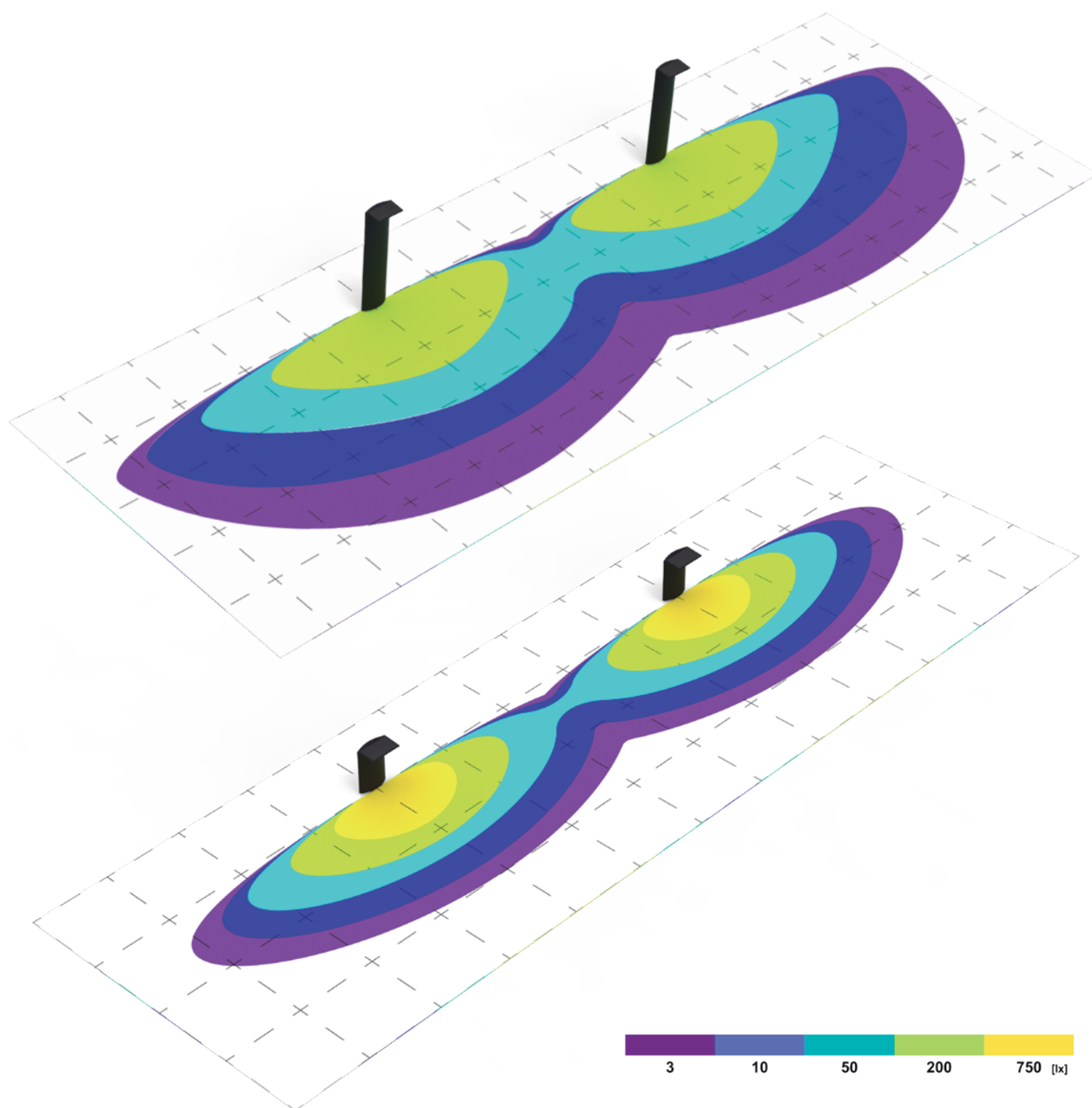
outdoor

Floor



Hybrid energy for maximum efficiency

Luma features a hybrid system that seamlessly integrates solar energy with mains electricity. During the day, it recharges via its solar panel; when the battery runs low, the electrical grid takes over—without any interruption. It can also be configured to operate in solar-only mode, completely cable-free, making it ideal for reducing energy consumption and simplifying installation.



HYBRID
SOLAR+CABLE

outdoor

Floor



LUMA

Faro Lab



Smart motion sensor

Luma's motion sensor offers three modes: permanent on, total off, or 20% light that ramps up to 100% when motion is detected. An intelligent system that enhances comfort, reduces consumption, and extends battery life.



A sustainable savings option

Luma optimizes every resource: solar energy to reduce consumption, advanced optics to maximize performance, and a wireless operation that simplifies installation. Technology, design, and sustainability—all in service of efficiency.

SOLAR



Every detail matters


The top features a subtle tilt that prevents water from pooling on the solar panel, ensuring better performance and a longer lifespan. This thoughtful detail also optimizes the solar capture angle, boosting charging efficiency and supporting more sustainable operation.

Luma 300
Faro Lab

IP65

IK06

SEA SIDE
SUITABLE



74457

● Structure Dark Grey
● Diffuser Transparent

Material	Structure Aluminium
	Diffuser PC
Power	5W
Lumen Output	525,5lm
Light Source	LED MODULE 3000K
Class	I
CRI	>80
Voltage	100V-240V/50/60Hz
Beam angle	120°
Battery	4/6 Charge

Luma 600
Faro Lab

IP65

IK06

SEA SIDE
SUITABLE



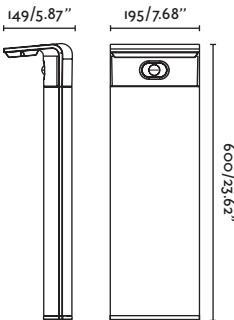
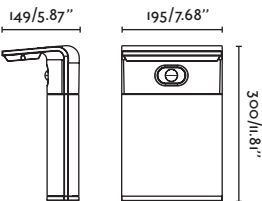
74458

● Structure Dark Grey
● Diffuser Transparent

Material	Structure Aluminium
	Diffuser PC
Power	5W
Lumen Output	525,5lm
Light Source	LED MODULE 3000K
Class	I
CRI	>80
Voltage	100V-240V/50/60Hz
Beam angle	120°
Battery	4/6 Charge



Wall
376



outdoor

Floor

Klamp
Àlex & Manel Llusçà

IP44



74411 ● **Structure** Dark Grey
 ● **Diffuser** Opal

Material	Structure Aluminium
	Diffuser PC
Light Source	1 E27 LED A60 max. 15W
Bulb incl.	No
Recom. Bulb	17463
Class	I

Soleil

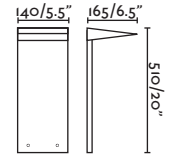
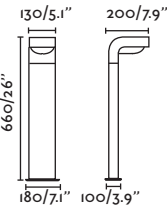
IP54

IK07



70785 ● **Structure** Dark Grey
 ● **Diffuser** Opal

Material	Structure Aluminium
	Diffuser PMMA
Power	2W
Lumen Output	157lm
Light Source	SMD LED 3000K
Class	III
CRI	>80
Battery	7 Charge Max. 3 Worktime



Solar lamp

outdoor

Floor



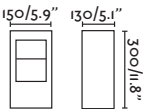
Cast 300

IP65 IK06  incl.



74155  Structure Grey
 Diffuser Opal

Material	Structure Concrete
	Diffuser PC
Power	10W
Lumen Output	550lm
Light Source	SMD LED 3000K
Class	I
CRI	>80
Voltage	220V-240V/50/60Hz



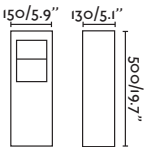
Cast 500

IP65 IK06  incl.



74156  Structure Grey
 Diffuser Opal

Material	Structure Concrete
	Diffuser PC
Power	10W
Lumen Output	550lm
Light Source	SMD LED 3000K
Class	I
CRI	>80
Voltage	220V-240V/50/60Hz



outdoor

Floor



Brot 200
Yembarastudio

IP65 incl. IP68 CONNECTOR

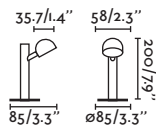


75572 ● Structure Black
● Diffuser Opal

Material	Structure Aluminium
	Diffuser Glass
Power	7W
Lumen Output	290lm
Light Source	SMD LED 2700K
Class	II
CRI	>80
Voltage	100V-240V/50/60Hz
Beam angle	80°
Cable	2m



reddot winner 2021



Brot 600
Yembarastudio

IP65 incl. IP68 CONNECTOR

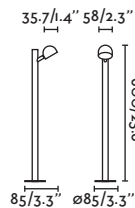


75573 ● Structure Black
● Diffuser Opal

Material	Structure Aluminium
	Diffuser Glass
Power	7W
Lumen Output	290lm
Light Source	SMD LED 2700K
Class	II
CRI	>80
Voltage	100V-240V/50/60Hz
Beam angle	80°
Cable	2m



reddot winner 2021



outdoor

Floor



Clap
6W



FINISH

White

● Black

● Rust
Brown

COLOR TEMPERATURE

2700K CRI80

3000K CRI80

BEAM ANGLE



15°



24°



38°

ACCESSORIES



Beacon 512



Beacon 1266




Indirect Light Plate
ø310



Indirect Light Plate
ø400



Visor



24V Power Supply

With pure design and minimal structures, this family offers both direct and indirect lighting in its various versions, transforming every corner of the outdoor spaces. This lighting system offers great flexibility for project design thanks to its diverse categories: from stakes to beacons, pendant lights, or wall sconces, all with a distinctive and refined aesthetic. The indirect lighting of some versions provides high visual comfort and prevents glare, while eliminating light pollution and highlighting the surrounding vegetation.



CLAP

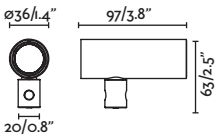
Faro Lab

CLAP

Projector

IP65 no incl. DIM 360° 360°

Material	Structure Aluminium
Power	6W
Light Source	COB LED 2700K
Class	III
CRI	>80
Voltage	24VDC
Cable	2m



Family	Finish	Color T	Beam Angle
75702- Clap Projector	2 Black	2 2700K	1 15°
	3 White	3 3000K	2 24°
	4 Rust Brown		3 38°

<p>COB LED 6W CRI>80 481lm 2700K</p> <p>15°</p> <p>COB LED 6W CRI>80 496lm 3000K</p>	<p>COB LED 6W CRI>80 553lm 2700K</p> <p>24°</p> <p>COB LED 6W CRI>80 570lm 3000K</p>	<p>COB LED 6W CRI>80 508lm 2700K</p> <p>38°</p> <p>COB LED 6W CRI>80 524lm 3000K</p>
--	--	--

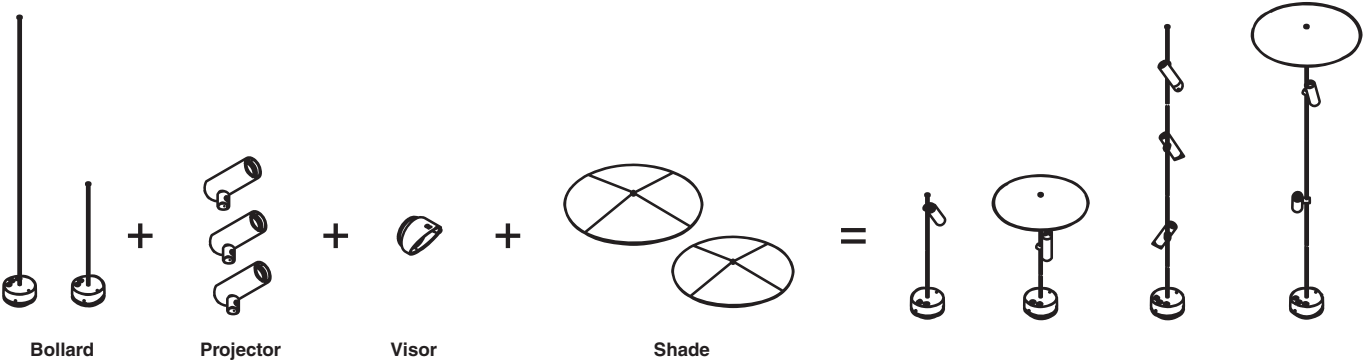
Visor Accessory



75714-2	● Structure Black
75714-4	● Structure Rust Brown

Optional drivers *Remote drivers

24VDC 6W 220/240V	1-5 units	on/off	IP67	98324026
	1-15 units	on/off	IP67	98324099



CLAP

Beacon accessories 512 / 1266



Example: 75702-223 + 75704-2
Clap projector black 2700K 38° + beacon 630

Beacon 512 *use with x2 projectors max.



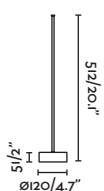
Example: 75702-223 x2 + 75705-2
Clap projector black 2700K 38° + beacon 1266

Beacon 1266 *use with x3 projectors max.



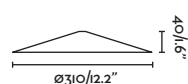
75704-2 ● Black

Beacon 630



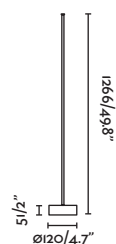
75707-2 ● Black

Shade 310



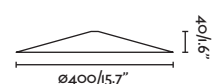
75705-2 ● Black

Beacon 1266



75706-2 ● Black

Shade 400



Spy 145

IP65  incl. 



70782  **Structure** Dark Grey
 **Diffuser** Opal

Material	Structure Aluminium
	Diffuser Glass
Power	6W
Lumen Output	470lm
Light Source	COB LED 3000K
Class	I
CRI	>80
Voltage	220V-240V/50/60Hz
Beam angle	30°

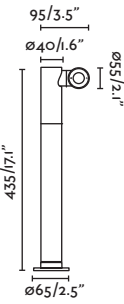
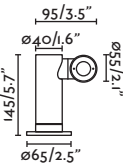
Spy 435

IP65  incl. 



70783  **Structure** Dark Grey
 **Diffuser** Opal

Material	Structure Aluminium
	Diffuser Glass
Power	6W
Lumen Output	470lm
Light Source	COB LED 3000K
Class	I
CRI	>80
Voltage	220V-240V/50/60Hz
Beam angle	30°



outdoor

Floor



Glint 157
Faro Lab

IP55

IK06



SEA SIDE
SUITABLE

IP68
CONNECTOR



75636
2700K
68lm

● Structure Grey

75639
3000K
97lm

● Structure Grey

Material	Structure Concrete
	Diffuser Glass
Power	6,5W
Light Source	SMD LED
Class	II
CRI	≥80
Voltage	100V-277V/50/60Hz



Glint 400
Faro Lab

IP55

IK06



SEA SIDE
SUITABLE

IP68
CONNECTOR



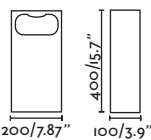
75637
2700K
68lm

● Structure Grey

75640
3000K
97lm

● Structure Grey

Material	Structure Concrete
	Diffuser Glass
Power	6,5W
Light Source	SMD LED
Class	II
CRI	≥80
Voltage	100V-277V/50/60Hz



Glint 700
Faro Lab

IP55

IK06



SEA SIDE
SUITABLE

IP68
CONNECTOR




75638
2700K
68lm

● Structure Grey

75641
3000K
97lm

● Structure Grey

Material	Structure Concrete
	Diffuser Glass
Power	6,5W
Light Source	SMD LED
Class	II
CRI	≥80
Voltage	100V-277V/50/60Hz



outdoor

Floor



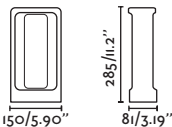
Totem 285
Roger Vancells

IP55 IK06 incl. SEA SIDE SUITABLE IP68 CONNECTOR



75550 ● Structure Grey
2700K 254lm
75551 ● Structure Grey
3000K 370lm

Material	Structure Concrete
Power	6,5W
Light Source	SMD LED
Class	II
CRI	≥80
Voltage	220V-240V/50/60Hz



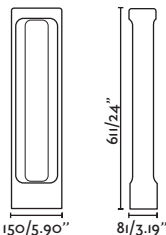
Totem 611
Roger Vancells

IP55 IK06 incl. SEA SIDE SUITABLE IP68 CONNECTOR



75552 ● Structure Grey
2700K 307lm
75553 ● Structure Grey
3000K 370lm

Material	Structure Concrete
Power	6,5W
Light Source	SMD LED
Class	II
CRI	≥80
Voltage	220V-240V/50/60Hz





outdoor

Floor

Alp 500

IP54  incl.



74451  Structure Dark Grey
 Diffuser Opal

Material	Structure Aluminium
	Diffuser PC
Power	7W
Lumen Output	502lm
Light Source	SMD LED 3000K
Class	I
CRI	>80
Voltage	100V-240V/50/60Hz
Beam angle	180°

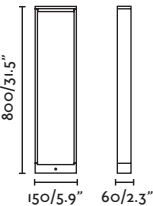
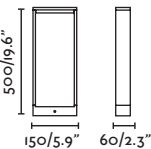
Alp 800

IP54  incl.



74452  Structure Dark Grey
 Diffuser Opal

Material	Structure Aluminium
	Diffuser PC
Power	8W
Lumen Output	520lm
Light Source	SMD LED 3000K
Class	I
CRI	>80
Voltage	100V-240V/50/60Hz
Beam angle	180°



outdoor

Floor



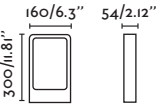
Das 300

IP54 IK09 incl.



75519 ● Structure Dark Grey
 ● Diffuser Transparent

Material	Structure Aluminium
	Diffuser Glass
Power	8W
Lumen Output	480lm
Light Source	COB LED 3000K
Class	I
CRI	>80
Voltage	100V-240V/50/60Hz
Beam angle	180°



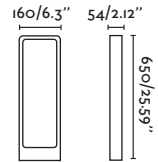
Das 650

IP54 IK09 incl.



75520 ● Structure Dark Grey
 ● Diffuser Transparent

Material	Structure Aluminium
	Diffuser Glass
Power	8W
Lumen Output	480lm
Light Source	COB LED 3000K
Class	I
CRI	>80
Voltage	100V-240V/50/60Hz
Beam angle	180°



outdoor

Floor



Das 75520

Sticker
Lucid Product Design

IP55 IK10 incl.




75541 ● Structure Dark Grey
● Diffuser Opal

Material	Structure Aluminium
	Diffuser PMMA
Power	10W
Lumen Output	889lm
Light Source	SMD LED 3000K
Class	I
CRI	>80
Voltage	100V-240V/50/60Hz

Nanda 500

IP54 incl.



71216 ● Structure Dark Grey
● Diffuser Opal

Material	Structure Aluminium
	Diffuser PC
Power	12W
Lumen Output	962lm
Light Source	SMD LED 3000K
Class	I
CRI	>80
Voltage	100V-240V/50/60Hz

Nanda 800

IP54 incl.

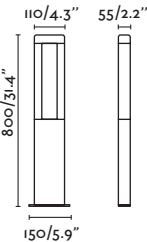
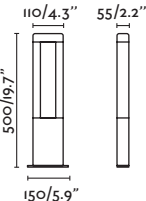
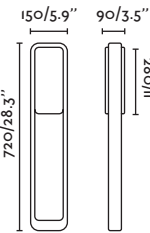


71217 ● Structure Dark Grey
● Diffuser Opal

Material	Structure Aluminium
	Diffuser PC
Power	12W
Lumen Output	962lm
Light Source	SMD LED 3000K
Class	I
CRI	>80
Voltage	100V-240V/50/60Hz



Wall
362



outdoor


Floor






- 75595

2700K 242lm

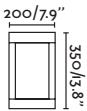
Structure Grey
- 75596

3000K 370lm

Structure Grey



Material	Structure Concrete
Power	6W
Light Source	SMD LED
Class	II
CRI	≥80
Voltage	220V-240V/50/60Hz



outdoor

Floor



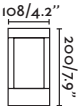
Agra 200

IP55 IK08 incl.



70755 3000K 499lm	● Structure Dark Grey ● Diffuser Transparent
70756 3000K 499lm	● Structure Brown ● Diffuser Transparent
70840 2700K 350lm	● Structure Dark Grey ● Diffuser Transparent
70841 2700K 350lm	● Structure Brown ● Diffuser Transparent

Material	Structure Aluminium
	Diffuser Glass
Power	9W
Light Source	COB LED
Class	I
CRI	>80
Voltage	100V-240V/50/60Hz



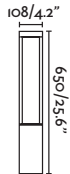
Agra 650

IP55 IK08 incl.



70753 3000K 710lm	● Structure Dark Grey ● Diffuser Transparent
70754 3000K 710lm	● Structure Brown ● Diffuser Transparent
70842 2700K 503lm	● Structure Dark Grey ● Diffuser Transparent
70843 2700K 503lm	● Structure Brown ● Diffuser Transparent

Material	Structure Aluminium
	Diffuser Glass
Power	9W
Light Source	COB LED
Class	I
CRI	>80
Voltage	100V-240V/50/60Hz



outdoor

Floor



Saura

IP54

incl.

PIR

solar

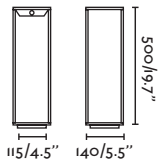


70774

Structure Dark Grey

Diffuser Opal

Material	Structure Aluminium
	Diffuser PC
Power	2W
Lumen Output	225lm
Light Source	SMD LED 3000K
Class	III
CRI	>80
Beam angle	180°
Battery	8 Charge Max. 2,5 Worktime



Spike accessory included



Solar lamp

outdoor

Floor



Naya 200

IP54  incl.



71198  **Structure** Dark Grey
 **Diffuser** Transparent

Material	Structure Aluminium
	Diffuser PC
Power	8W
Lumen Output	160lm
Light Source	SMD LED 3000K
Class	I
CRI	>80
Voltage	100V-240V/50/60Hz
Beam angle	120°



120

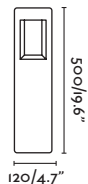
Naya 500

IP54  incl.



71199  **Structure** Dark Grey
 **Diffuser** Transparent

Material	Structure Aluminium
	Diffuser PC
Power	8W
Lumen Output	160lm
Light Source	SMD LED 3000K
Class	I
CRI	>80
Voltage	100V-240V/50/60Hz
Beam angle	120°



outdoor

Floor



Bu-Oh 265
Estudi Ribaudí

IP65  incl.



71213 ● **Structure** Dark Grey
 ● **Diffuser** Opal

Material	Structure Aluminium
	Diffuser PC
Power	12W
Lumen Output	622lm
Light Source	SMD LED 3000K
Class	I
CRI	>80
Voltage	100V-240V/50/60Hz



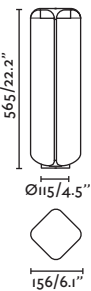
Bu-Oh 560
Estudi Ribaudí

IP65  incl.



71214 ● **Structure** Dark Grey
 ● **Diffuser** Opal

Material	Structure Aluminium
	Diffuser PC
Power	12W
Lumen Output	622lm
Light Source	SMD LED 3000K
Class	I
CRI	>80
Voltage	100V-240V/50/60Hz



outdoor

Floor



Espot 350

IP65

IK07

incl.

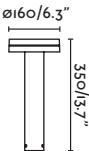
DIM





71946	<div><div></div>Structure Dark Grey</div> <div><div></div>Diffuser Transparent</div>
71947	<div><div></div>Structure Rust Brown</div> <div><div></div>Diffuser Transparent</div>

Material	Structure Aluminium
	Diffuser PC
Power	9W
Lumen Output	1036lm
Light Source	SMD LED 2200/ 2700/ 3200/ 4000K
Class	I
CRI	≥80
Voltage	220V-240V
Beam angle	180°



Espot 600

IP65

IK07

incl.

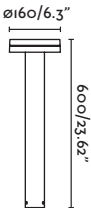
DIM





71948	<div><div></div>Structure Dark Grey</div> <div><div></div>Diffuser Transparent</div>
71949	<div><div></div>Structure Rust Brown</div> <div><div></div>Diffuser Transparent</div>

Material	Structure Aluminium
	Diffuser PC
Power	9W
Lumen Output	1036lm
Light Source	SMD LED 2200/ 2700/ 3200/ 4000K
Class	I
CRI	≥80
Voltage	220V-240V
Beam angle	180°



outdoor

Floor



Block 350
Àlex & Manel Llusçà

IP65 IK06 SEA SIDE
SUITABLE



- 74141 ● Structure Grey
 ● Diffuser Opal
- 74144 **NEW** ● Structure Sand
 ● Diffuser Opal

Material	Structure Concrete
	Diffuser Glass
Light Source	1 E27 LED G45 max. 15W
Bulb incl.	No
Recom. Bulb	17463
Class	I

Block 700
Àlex & Manel Llusçà

IP65 IK06 SEA SIDE
SUITABLE

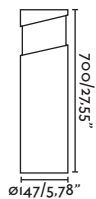
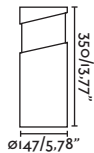


- 74142 ● Structure Grey
 ● Diffuser Opal
- 74146 **NEW** ● Structure Sand
 ● Diffuser Opal

Material	Structure Concrete
	Diffuser Glass
Light Source	1 E27 LED G45 max. 15W
Bulb incl.	No
Recom. Bulb	17463
Class	I



Wall
382



outdoor

Floor



Tura 650

IP65 IK06 incl.



75545
● Structure Dark Grey
● Diffuser Translucent

Material	Structure Aluminium
	Diffuser PC
Power	20W
Lumen Output	1745lm
Light Source	SMD LED 3000K
Class	I
CRI	90
Voltage	220V-240V/50/60Hz
Beam angle	280°

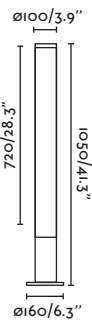
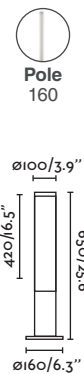
Tura 1050

IP65 IK06 incl.



75546
● Structure Dark Grey
● Diffuser Translucent

Material	Structure Aluminium
	Diffuser PC
Power	28W
Lumen Output	3036lm
Light Source	SMD LED 3000K
Class	I
CRI	90
Voltage	220V-240V/50/60Hz
Beam angle	280°



outdoor

Floor



Beret 500

IP54 IK04 incl.



75522 Structure Dark Grey
Diffuser Opal

Material	Structure Aluminium
	Diffuser PMMA
Power	8W
Lumen Output	526lm
Light Source	SMD LED 4000K
Class	I
CRI	>80
Voltage	220V-240V/50/60Hz

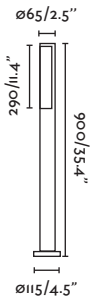
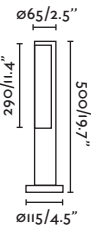
Beret 900

IP54 IK04 incl.



75523 Structure Dark Grey
Diffuser Opal

Material	Structure Aluminium
	Diffuser PMMA
Power	8W
Lumen Output	526lm
Light Source	SMD LED 4000K
Class	I
CRI	>80
Voltage	100V-240V/50/60Hz





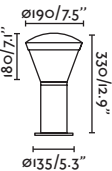
Shelby 330
Conillas

IP65  incl.



75537 ● Structure Dark Grey
 ● Diffuser Transparent

Material	Structure Aluminium
	Diffuser PC
Power	10W
Lumen Output	758lm
Light Source	SMD LED 3000K
Class	I
CRI	>80
Voltage	100V-240V/50/60Hz



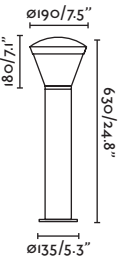
Shelby 630
Conillas

IP65  incl.



75538 ● Structure Dark Grey
 ● Diffuser Transparent

Material	Structure Aluminium
	Diffuser PC
Power	10W
Lumen Output	758lm
Light Source	SMD LED 3000K
Class	I
CRI	>80
Voltage	100V-240V/50/60Hz



outdoor

Floor



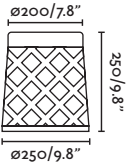
Shadow 250
Àlex & Manel Llusçà

IP65 IK08 incl.



72311 ● Structure Dark Grey
● Diffuser Opal

Material	Structure Aluminium
	Diffuser Glass
Power	11W
Lumen Output	301lm
Light Source	SMD LED 3000K
Class	I
CRI	>80
Voltage	220V-240V/50/60Hz




Shadow 450
Àlex & Manel Llusçà

IP65 IK08 incl.



72312 ● Structure Dark Grey
● Diffuser Opal

Material	Structure Aluminium
	Diffuser Glass
Power	11W
Lumen Output	516lm
Light Source	SMD LED 3000K
Class	I
CRI	>80
Voltage	220V-240V/50/60Hz



outdoor

Floor



Twist 300
Estudi Ribaudí

IP65  incl.



71286 ● Structure Dark Grey
 ● Diffuser Opal

Material	Structure Aluminium
	Diffuser PC
Power	10W
Lumen Output	527lm
Light Source	SMD LED 3000K
Class	I
CRI	>80
Voltage	100V-240V/50/60Hz

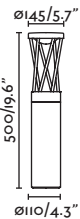
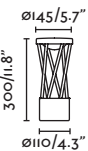
Twist 500
Estudi Ribaudí

IP65  incl.



71287 ● Structure Dark Grey
 ● Diffuser Opal

Material	Structure Aluminium
	Diffuser PC
Power	10W
Lumen Output	527lm
Light Source	SMD LED 3000K
Class	I
CRI	>80
Voltage	100V-240V/50/60Hz



outdoor

Floor



Tram 630
Estudi Ribaudí

IP65



75531 ● Structure Dark Grey
 ● Diffuser Opal

Material	Structure Aluminium
	Diffuser PMMA
Light Source	1 E27 LED A60 max. 15W
Bulb incl.	No
Recom. Bulb	17463
Class	I

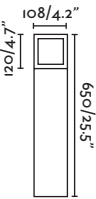
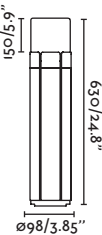
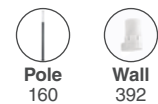
Onze

IP54 IK05



70761 ● Structure Dark Grey
 ● Diffuser Opal

Material	Structure Aluminium
	Diffuser PC
Light Source	1 E27 LED T45 max. 15W
Bulb incl.	No
Recom. Bulb	17437
Class	I



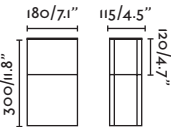
Datna 300
Àlex & Manel Lluscà

IP44 IK08



74441 ● Structure Dark Grey
 ● Diffuser Opal

Material	Structure Aluminium
	Diffuser PC
Light Source	1 E27 LED A60 max. 15W
Bulb incl.	No
Recom. Bulb	17463
Class	I



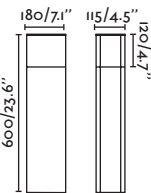
Datna 600
Àlex & Manel Lluscà

IP44 IK08



74442 ● Structure Dark Grey
 ● Diffuser Opal

Material	Structure Aluminium
	Diffuser PC
Light Source	1 E27 LED A60 max. 15W
Bulb incl.	No
Recom. Bulb	17463
Class	I



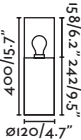

Kila 400

IP65



71746	● Structure Dark Grey ● Diffuser Transparent
71747	● Structure Dark Grey ● Diffuser Smoked
71748	● Structure Dark Grey ● Diffuser Amber

Material	Structure Aluminium
	Diffuser Glass
Light Source	1 E27 LED A60 max. 15W
Bulb incl.	No
Recom. Bulb	17463
Class	I



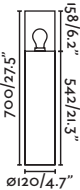
Kila 700

IP65



71749	● Structure Dark Grey ● Diffuser Transparent
71750	● Structure Dark Grey ● Diffuser Smoked
71751	● Structure Dark Grey ● Diffuser Amber

Material	Structure Aluminium
	Diffuser Glass
Light Source	1 E27 LED A60 max. 15W
Bulb incl.	No
Recom. Bulb	17463
Class	I



outdoor

Floor




Plim 1

IP65  incl.



71299 ● **Structure** Dark Grey
● **Diffuser** Transparent

Material	Structure Aluminium
	Diffuser PC
Power	10W
Lumen Output	508lm
Light Source	SMD LED 3000K
Class	I
CRI	>80
Voltage	100V-240V/50/60Hz




Plim 2

IP65  incl.



71300 ● **Structure** Dark Grey
● **Diffuser** Opal

Material	Structure Aluminium
	Diffuser PC
Power	10W
Lumen Output	400lm
Light Source	SMD LED 3000K
Class	I
CRI	>80
Voltage	100V-240V/50/60Hz



Plim 3

IP65  incl.



71301 ● **Structure** Dark Grey
● **Diffuser** Transparent

Material	Structure Aluminium
	Diffuser PC
Power	10W
Lumen Output	478lm
Light Source	SMD LED 3000K
Class	I
CRI	>80
Voltage	100V-240V/50/60Hz



outdoor

Floor



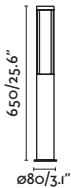
Logar 650

IP54 IK10 incl.



75605 **Structure** Dark Grey
Diffuser Opal

Material	Structure Aluminium
	Diffuser PMMA
Power	12W
Lumen Output	515lm
Light Source	SMD LED 3000K
Class	I
CRI	>80
Voltage	100V-240V/50/60Hz



Logar 900

IP54 IK10 incl.



75606 **Structure** Dark Grey
Diffuser Opal

Material	Structure Aluminium
	Diffuser PMMA
Power	23W
Lumen Output	1340lm
Light Source	SMD LED 3000K
Class	I
CRI	>80
Voltage	100V-240V/50/60Hz



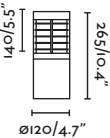
Giza 265

IP54 IK05 incl.



70767 **Structure** Dark Grey
Diffuser Opal

Material	Structure Aluminium
	Diffuser PC
Power	15W
Lumen Output	645lm
Light Source	COB LED 3000K
Class	I
CRI	>80
Voltage	100V-240V/50/60Hz



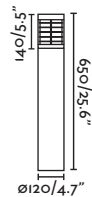
Giza 650

IP54 IK05 incl.



70768 **Structure** Dark Grey
Diffuser Opal

Material	Structure Aluminium
	Diffuser PC
Power	15W
Lumen Output	645lm
Light Source	COB LED 3000K
Class	I
CRI	>80
Voltage	100V-240V/50/60Hz



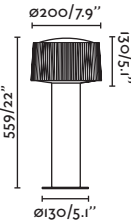
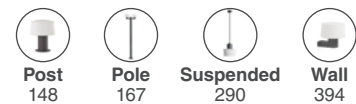
Muffin 559
Àlex & Manel Llusçà

IP44



74434B-04 ● Structure Dark Grey
 ● Diffuser Opal

Material	Structure Aluminium
	Diffuser PMMA
Light Source	1 E27 LED T45 max. 15W
Bulb incl.	No
Recom. Bulb	17437
Class	I



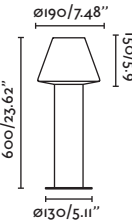
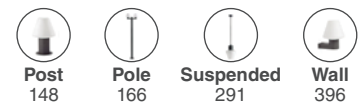
Mistu 600
Faro Lab

IP44



74434B-02 ● Structure Dark Grey
 ● Diffuser Opal

Material	Structure Aluminium
	Diffuser PMMA
Light Source	1 E27 LED T45 max. 15W
Bulb incl.	No
Recom. Bulb	17437
Class	I



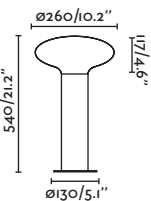
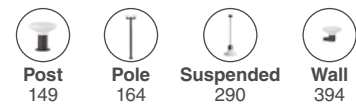
Blubs 540
Estudi Ribaudí

IP44



74434B-03 ● **Structure** Dark Grey
 ● **Diffuser** Opal

Material	Structure Aluminium
	Diffuser PMMA
Light Source	1 E27 LED T45 max. 15W
Bulb incl.	No
Recom. Bulb	17437
Class	I



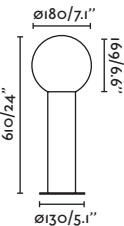

Moon 610
Faro Lab

IP44



74434B-01 ● **Structure** Dark Grey
 ● **Diffuser** Opal

Material	Structure Aluminium
	Diffuser PMMA
Light Source	1 E27 LED T45 max. 15W
Bulb incl.	No
Recom. Bulb	17437
Class	I



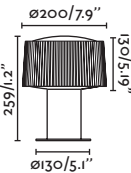
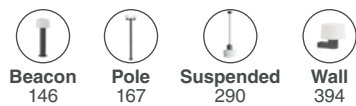
Muffin 259
Àlex & Manel Lluscà

IP44



74433S-04 ● Structure Dark Grey
 ● Diffuser Opal

Material	Structure Aluminium
	Diffuser PMMA
Light Source	1 E27 LED T45 max. 15W
Bulb incl.	No
Recom. Bulb	17437
Class	I



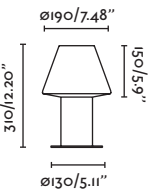
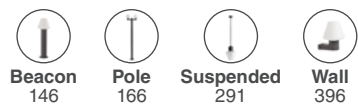
Mistu 310
Faro Lab

IP44



74433S-02 ● Structure Dark Grey
 ● Diffuser Opal

Material	Structure Aluminium
	Diffuser PMMA
Light Source	1 E27 LED T45 max. 15W
Bulb incl.	No
Recom. Bulb	17437
Class	I



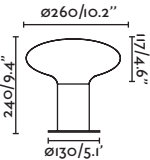
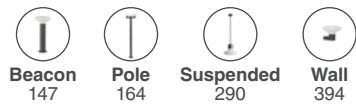
Blubs 240
Estudi Ribaudí

IP44



74433S-03 ● Structure Dark Grey
 ● Diffuser Opal

Material	Structure Aluminium
	Diffuser PMMA
Light Source	1 E27 LED T45 max. 15W
Bulb incl.	No
Recom. Bulb	17437
Class	I



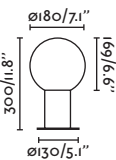

Moon 300
Faro Lab

IP44



74433S-01 ● Structure Dark Grey
 ● Diffuser Opal

Material	Structure Aluminium
	Diffuser PMMA
Light Source	1 E27 LED T45 max. 15W
Bulb incl.	No
Recom. Bulb	17437
Class	I



Mila

IP65  incl.



70771  **Structure** Dark Grey
 **Diffuser** Opal

Material	Structure Aluminium
	Diffuser PC
Power	13W
Lumen Output	962lm
Light Source	SMD LED 4000K
Class	I
CRI	>80
Voltage	100V-240V/50/60Hz



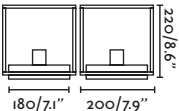
Nala

IP54




70772  **Structure** Dark Grey
 **Diffuser** Transparent

Material	Structure Aluminium
	Diffuser Glass
Light Source	1 E27 LED A60 max. 15W
Bulb incl.	No
Recom. Bulb	17463
Class	I



outdoor

Floor





Mila 70771

151

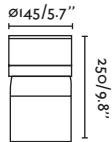
Sete

IP54 IK04  incl.



75521  **Structure** Dark Grey
 **Diffuser** Opal

Material	Structure Aluminium
	Diffuser PC
Power	6W
Lumen Output	220lm
Light Source	SMD LED 3000K
Class	I
CRI	>80
Voltage	100V-240V/50/60Hz



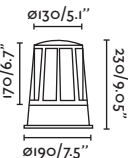
Surat

IP54



72310  **Structure** Dark Grey
 **Diffuser** Translucent


Material	Structure Aluminium
	Diffuser Glass
Light Source	1 E27 LED A60 max. 15W
Bulb incl.	No
Recom. Bulb	17463
Class	I



Mauren

IP44 **SEA SIDE SUITABLE**



70993  **Structure** Brass
 **Diffuser** Translucent

Material	Structure Brass
	Diffuser Glass
Light Source	1 E27 LED A60 max. 15W
Bulb incl.	No
Recom. Bulb	17463
Class	I



outdoor

Floor



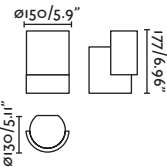
Noboru

IP65 IK08  incl.



70576  **Structure** Dark Grey
 **Diffuser** Transparent

Material	Structure Aluminium
	Diffuser Glass
Power	16W
Lumen Output	690lm
Light Source	COB LED 3000K
Class	I
CRI	>80
Voltage	100V-240V/50Hz
Beam angle	36°



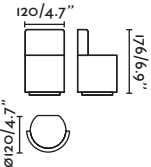
Noboru Slim

IP67 IK08  45°



70837  **Structure** Dark Grey
 **Diffuser** Transparent

Material	Structure Aluminium
	Diffuser Glass
Light Source	1 GU10 LED max. 8W
Bulb incl.	No
Recom. Bulb	17334
Class	I



outdoor

Floor

Loth 1L

IP67

IK10



Loth 2L

IP67

IK10



Loth 4L

IP67

IK10




70285

- Structure Matt Black
- Diffuser Opal



70286

- Structure Matt Black
- Diffuser Opal



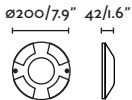
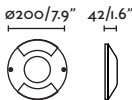
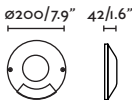
70287

- Structure Matt Black
- Diffuser Opal

Material	Structure Aluminium
	Diffuser PC
Power	6W
Lumen Output	210lm
Light Source	COB LED 3000K
Class	I
CRI	>80
Voltage	220V-240V/50/60Hz
Resistance	2000Kg

Material	Structure Aluminium
	Diffuser PC
Power	11,5W
Lumen Output	406lm
Light Source	COB LED 3000K
Class	I
CRI	>80
Voltage	220V-240V/50/60Hz
Resistance	2000Kg

Material	Structure Aluminium
	Diffuser PC
Power	13,5W
Lumen Output	472lm
Light Source	COB LED 3000K
Class	I
CRI	>80
Voltage	220V-240V/50/60Hz
Resistance	2000Kg



outdoor

Floor

Keenan 1

IP67

IK08



SEA SIDE
SUITABLE



70546	● Structure Matt Nickel
	● Diffuser Transparent
70564	● Structure Matt Nickel
	● Diffuser Transparent

Material	Structure Aluminium
	Diffuser PC
Power	0,5W
Lumen Output	9,3lm
Light Source	SMD LED 6500K
Class	III
CRI	>80
Voltage	12VDC

Keenan 1

IP67

IK08

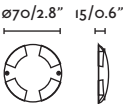
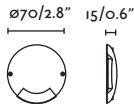


SEA SIDE
SUITABLE



70546	● Structure Matt Nickel
	● Diffuser Transparent
70564	● Structure Matt Nickel
	● Diffuser Transparent

Material	Structure Aluminium
	Diffuser PC
Power	0,5W
Lumen Output	9,3lm
Light Source	SMD LED 6500K
Class	III
CRI	>80
Voltage	12VDC



outdoor

Floor



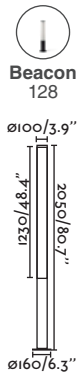
Tura 2050

IP65 IK06 incl.



75547
● Structure Dark Grey
● Diffuser Translucent

Material	Structure Aluminium
	Diffuser PC
Power	48W
Lumen Output	4784lm
Light Source	SMD LED 3000K
Class	I
CRI	90
Voltage	220V-240V/50/60Hz
Beam angle	280°



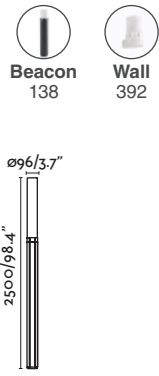
Tram 2500
Estudi Ribaudí

IP55 IK05 incl.



75532
● Structure Dark Grey
● Diffuser Opal

Material	Structure Aluminium
	Diffuser PMMA
Power	40W
Lumen Output	3000lm
Light Source	SMD LED 3000K
Class	I
CRI	>80
Voltage	100V-240V/50/60Hz





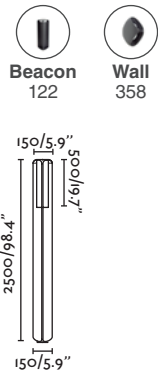
Bu-Oh 2500
Estudi Ribaudí

IP65  incl.



71209 ● **Structure** Dark Grey
● **Diffuser** Opal

Material	Structure Aluminium
	Diffuser PC
Power	42W
Lumen Output	3200lm
Light Source	SMD LED 3000K
Class	I
CRI	>80
Voltage	100V-240V/50/60Hz



Beret 1800

IP54 IK04  incl.



75524 ● **Structure** Dark Grey
● **Diffuser** Opal

Material	Structure Aluminium
	Diffuser PMMA
Power	12W
Lumen Output	1054lm
Light Source	SMD LED 4000K
Class	I
CRI	>80
Voltage	100V-240V/50/60Hz



Plaza

IP54 IK10  incl.



75607 ● **Structure** Dark Grey
● **Diffuser** Transparent

Material	Structure Aluminium
	Diffuser PC
Power	24W
Lumen Output	1120lm
Light Source	SMD LED 3000K
Class	I
CRI	>80
Voltage	100V-240V/50/60Hz





outdoor

Floor

Blubs 2L
Estudi Ribaudí

IP44



74435F2-03 ● Structure Dark Grey
 ● Diffuser Opal

Material	Structure Aluminium
	Diffuser PMMA
Light Source	2 E27 LED T45 max. 15W
Bulb incl.	No
Recom. Bulb	17437
Class	I

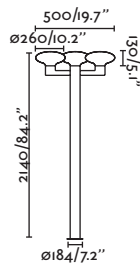
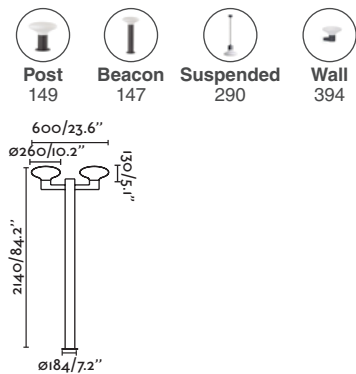
Blubs 3L
Estudi Ribaudí

IP44



74436F3-03 ● Structure Dark Grey
 ● Diffuser Opal

Material	Structure Aluminium
	Diffuser PMMA
Light Source	3 E27 LED T45 max. 15W
Bulb incl.	No
Recom. Bulb	17437
Class	I



outdoor

Floor



Mistu 2L
Faro Lab

IP44



74435F2-02 ● Structure Dark Grey
 ● Diffuser Opal

Material	Structure Aluminium
	Diffuser PMMA
Light Source	2 E27 LED T45 max. 15W
Bulb incl.	No
Recom. Bulb	17437
Class	I

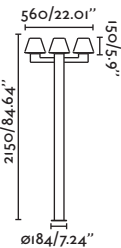
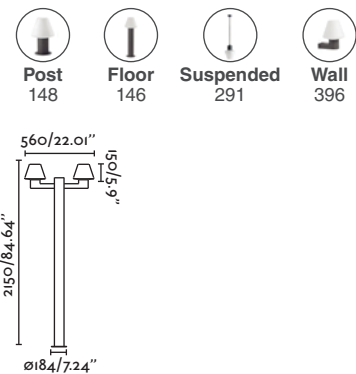
Mistu 3L
Faro Lab

IP44



74436F3-02 ● Structure Dark Grey
 ● Diffuser Opal

Material	Structure Aluminium
	Diffuser PMMA
Light Source	3 E27 LED T45 max. 15W
Bulb incl.	No
Recom. Bulb	17437
Class	I



Muffin 2L
Àlex & Manel Llusçà

IP44



74435F2-04 ● Structure Dark Grey
 ● Diffuser Opal

Material	Structure Aluminium
	Diffuser PMMA
Light Source	2 E27 LED T45 max. 15W
Bulb incl.	No
Recom. Bulb	17437
Class	I

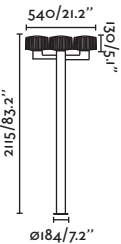
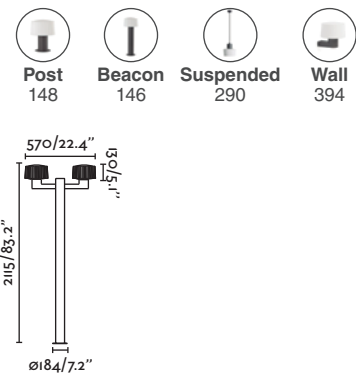
Muffin 3L
Àlex & Manel Llusçà

IP44



74436F3-04 ● Structure Dark Grey
 ● Diffuser Opal

Material	Structure Aluminium
	Diffuser PMMA
Light Source	3 E27 LED T45 max. 15W
Bulb incl.	No
Recom. Bulb	17437
Class	I



Nautica 1L

IP33



71116 ● **Structure** Rust Brown
 ● **Diffuser** Transparent

Material	Structure Steel
	Diffuser Glass
Light Source	1 E27 LED A60 max. 15W
Bulb incl.	No
Recom. Bulb	17463
Class	I

Nautica 2L

IP33



71117 ● **Structure** Rust Brown
 ● **Diffuser** Transparent

Material	Structure Steel
	Diffuser Glass
Light Source	2 E27 LED A60 max. 15W
Bulb incl.	No
Recom. Bulb	17463
Class	I

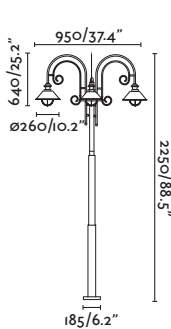
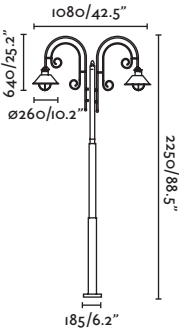
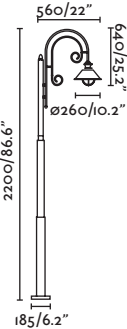
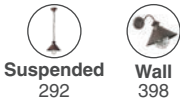
Nautica 3L

IP33



71118 ● **Structure** Rust Brown
 ● **Diffuser** Transparent

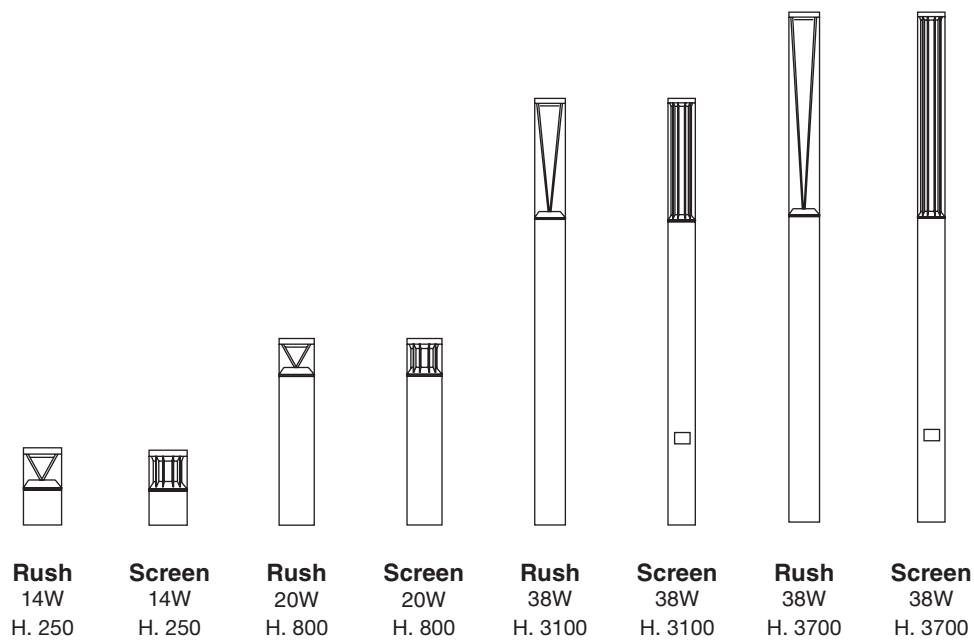
Material	Structure Steel
	Diffuser Glass
Light Source	3 E27 LED A60 max. 15W
Bulb incl.	No
Recom. Bulb	17463
Class	I



outdoor

Floor





FINISH

● Dark Grey

COLOR TEMPERATURE

2700K CRI90

3000K CRI90

4000K CRI90

BEAM ANGLE

180°

360°

360° WIDE

outdoor

Floor



Rush 250

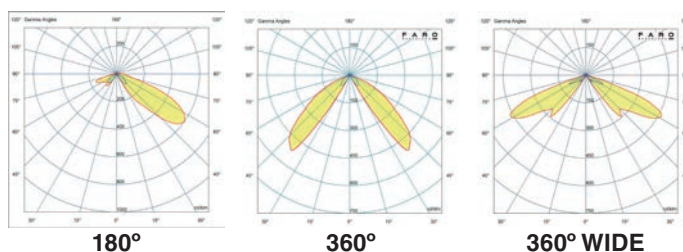
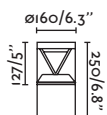
Estudi Ribaudí



Structure Aluminium + PC
Diffuser Transparent PC
Light Source COB LED
Power 14W

COB LED
MacAdam Steps 2
Risk Group 1
Lumen maintenance L90 B10 up to 89.000h
Heat dissipation Tested at high ambient temperature

	Power	Light Source	CCT	Lumen Output	Voltage (V/Hz)	Lens
750000	14W	868lm	COB LED	2700K	100V-240V/50/60Hz	360°
750000C	14W	868lm	COB LED	2700K	220V-240V/50/60Hz	360°
750000D	14W	868lm	COB LED	2700K	220V-240V/50/60Hz	360°
750001	14W	1016lm	COB LED	2700K	100V-240V/50/60Hz	360 WIDE°
750001C	14W	1016lm	COB LED	2700K	220V-240V/50/60Hz	360 WIDE°
750001D	14W	1016lm	COB LED	2700K	220V-240V/50/60Hz	360 WIDE°
750002	14W	961lm	COB LED	2700K	100V-240V/50/60Hz	180°
750002C	14W	961lm	COB LED	2700K	220V-240V/50/60Hz	180°
750002D	14W	961lm	COB LED	2700K	220V-240V/50/60Hz	180°
750010	14W	895lm	COB LED	3000K	100V-240V/50/60Hz	360°
750010C	14W	895lm	COB LED	3000K	220V-240V/50/60Hz	360°
750010D	14W	895lm	COB LED	3000K	220V-240V/50/60Hz	360°
750011	14W	1191lm	COB LED	3000K	100V-240V/50/60Hz	360 WIDE°
750011C	14W	1047lm	COB LED	3000K	220V-240V/50/60Hz	360 WIDE°
750011D	14W	1047lm	COB LED	3000K	220V-240V/50/60Hz	360 WIDE°
750012	14W	1004lm	COB LED	3000K	100V-240V/50/60Hz	180°
750012C	14W	991lm	COB LED	3000K	220V-240V/50/60Hz	180°
750012D	14W	991lm	COB LED	3000K	220V-240V/50/60Hz	180°
750020	14W	922lm	COB LED	4000K	100V-240V/50/60Hz	360°
750020C	14W	922lm	COB LED	4000K	220V-240V/50/60Hz	360°
750020D	14W	922lm	COB LED	4000K	220V-240V/50/60Hz	360°
750021	14W	1078lm	COB LED	4000K	100V-240V/50/60Hz	360 WIDE°
750021C	14W	1078lm	COB LED	4000K	220V-240V/50/60Hz	360 WIDE°
750021D	14W	1078lm	COB LED	4000K	220V-240V/50/60Hz	360 WIDE°
750022	14W	1021lm	COB LED	4000K	100V-240V/50/60Hz	180°
750022C	14W	1021lm	COB LED	4000K	220V-240V/50/60Hz	180°
750022D	14W	1021lm	COB LED	4000K	220V-240V/50/60Hz	180°




outdoor

Floor

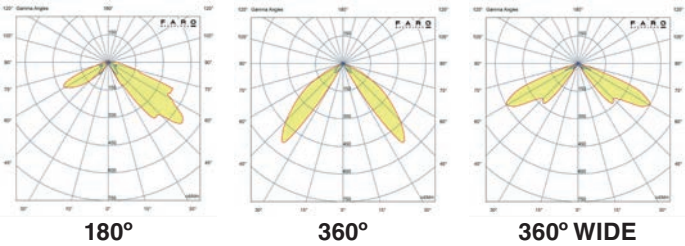
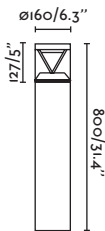


Rush 800
Estudi Ribaudí



Structure	Aluminium + PC	COB LED	VOSSLOH-SCHWABE
Diffuser	Transparent PC	MacAdam Steps	2
Light Source	COB LED	Risk Group	1
Power	20W	Lumen maintenance	L90 B10 up to 89.000h
		Heat dissipation	Tested at high ambient temperature

	Power	Light Source	CCT	Lumen Output	Voltage (V/Hz)	Lens
750100	20W	1185lm	COB LED	2700K	100V-240V/50/60Hz	360°
750100C	20W	1185lm	COB LED	2700K	220V-240V/50/60Hz	360°
750100D	20W	1185lm	COB LED	2700K	220V-240V/50/60Hz	360°
750101	20W	1476lm	COB LED	2700K	100V-240V/50/60Hz	360 WIDE°
750101C	20W	1476lm	COB LED	2700K	220V-240V/50/60Hz	360 WIDE°
750101D	20W	1476lm	COB LED	2700K	220V-240V/50/60Hz	360 WIDE°
750102	20W	1343lm	COB LED	2700K	100V-240V/50/60Hz	180°
750102C	20W	1343lm	COB LED	2700K	220V-240V/50/60Hz	180°
750102D	20W	1343lm	COB LED	2700K	220V-240V/50/60Hz	180°
750110	20W	1222lm	COB LED	3000K	100V-240V/50/60Hz	360°
750110C	20W	1222lm	COB LED	3000K	220V-240V/50/60Hz	360°
750110D	20W	1222lm	COB LED	3000K	220V-240V/50/60Hz	360°
750111	20W	1647lm	COB LED	3000K	100V-240V/50/60Hz	360 WIDE°
750111C	20W	1522lm	COB LED	3000K	220V-240V/50/60Hz	360 WIDE°
750111D	20W	1522lm	COB LED	3000K	220V-240V/50/60Hz	360 WIDE°
750112	20W	1422lm	COB LED	3000K	100V-240V/50/60Hz	180°
750112C	20W	1385lm	COB LED	3000K	220V-240V/50/60Hz	180°
750112D	20W	1385lm	COB LED	3000K	220V-240V/50/60Hz	180°
750120	20W	1259lm	COB LED	4000K	100V-240V/50/60Hz	360°
750120C	20W	1259lm	COB LED	4000K	220V-240V/50/60Hz	360°
750120D	20W	1259lm	COB LED	4000K	220V-240V/50/60Hz	360°
750121	20W	1568lm	COB LED	4000K	100V-240V/50/60Hz	360 WIDE°
750121C	20W	1568lm	COB LED	4000K	220V-240V/50/60Hz	360 WIDE°
750121D	20W	1568lm	COB LED	4000K	220V-240V/50/60Hz	360 WIDE°
750122	20W	1427lm	COB LED	4000K	100V-240V/50/60Hz	180°
750122C	20W	1427lm	COB LED	4000K	220V-240V/50/60Hz	180°
750122D	20W	1427lm	COB LED	4000K	220V-240V/50/60Hz	180°

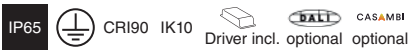


outdoor

Floor

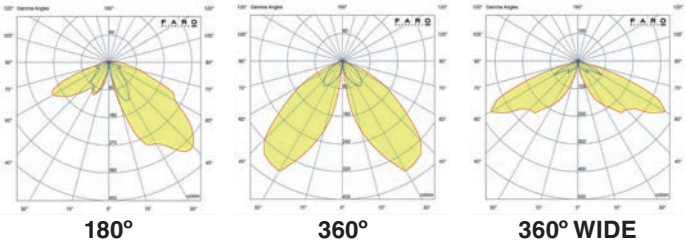
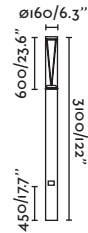


Rush 3100
Estudi Ribaudí



Structure	Aluminium + PC	COB LED	VOSSLOH-SCHWABE
Diffuser	Transparent PC	MacAdam Steps	2
Light Source	COB LED	Risk Group	1
Power	38W	Lumen maintenance	L90 B10 up to 89.000h
		Heat dissipation	Tested at high ambient temperature

	Power	Light Source	CCT	Lumen Output	Voltage (V/Hz)	Lens
750200	38W	3738lm	COB LED	2700K	100V-240V/50/60Hz	360°
750200C	38W	3738lm	COB LED	2700K	220V-240V/50/60Hz	360°
750200D	38W	3738lm	COB LED	2700K	220V-240V/50/60Hz	360°
750201	38W	3748lm	COB LED	2700K	100V-240V/50/60Hz	360 WIDE°
750201C	38W	3748lm	COB LED	2700K	220V-240V/50/60Hz	360 WIDE°
750201D	38W	3748lm	COB LED	2700K	220V-240V/50/60Hz	360 WIDE°
750202	38W	3664lm	COB LED	2700K	100V-240V/50/60Hz	180°
750202C	38W	3664lm	COB LED	2700K	220V-240V/50/60Hz	180°
750202D	38W	3664lm	COB LED	2700K	220V-240V/50/60Hz	180°
750210	38W	3500lm	COB LED	3000K	100V-240V/50/60Hz	360°
750210C	38W	3854lm	COB LED	3000K	220V-240V/50/60Hz	360°
750210D	38W	3854lm	COB LED	3000K	220V-240V/50/60Hz	360°
750211	38W	4022lm	COB LED	3000K	100V-240V/50/60Hz	360 WIDE°
750211C	38W	3864lm	COB LED	3000K	220V-240V/50/60Hz	360 WIDE°
750211D	38W	3864lm	COB LED	3000K	220V-240V/50/60Hz	360 WIDE°
750212	38W	3579lm	COB LED	3000K	100V-240V/50/60Hz	180°
750212C	38W	3777lm	COB LED	3000K	220V-240V/50/60Hz	180°
750212D	38W	3777lm	COB LED	3000K	220V-240V/50/60Hz	180°
750220	38W	3970lm	COB LED	4000K	100V-240V/50/60Hz	360°
750220C	38W	3970lm	COB LED	4000K	220V-240V/50/60Hz	360°
750220D	38W	3970lm	COB LED	4000K	220V-240V/50/60Hz	360°
750221	38W	3980lm	COB LED	4000K	100V-240V/50/60Hz	360 WIDE°
750221C	38W	3980lm	COB LED	4000K	220V-240V/50/60Hz	360 WIDE°
750221D	38W	3980lm	COB LED	4000K	220V-240V/50/60Hz	360 WIDE°
750222	38W	3890lm	COB LED	4000K	100V-240V/50/60Hz	180°
750222C	38W	3890lm	COB LED	4000K	220V-240V/50/60Hz	180°
750222D	38W	3890lm	COB LED	4000K	220V-240V/50/60Hz	180°






outdoor

Floor



Rush 3700

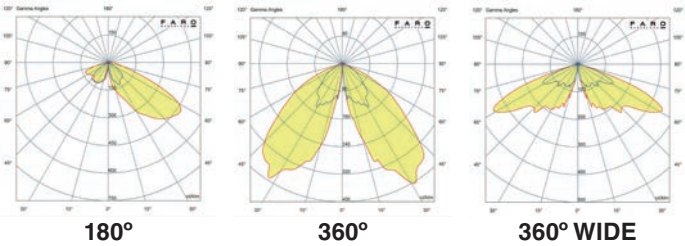
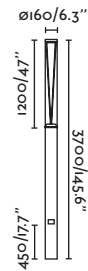
Estudi Ribaudí

IP65  CRI90 IK10  Driver incl. optional optional  CASAMBI

Structure Aluminium + PC
Diffuser Transparent PC
Light Source COB LED
Power 38W

COB LED
MacAdam Steps 2
Risk Group 1
Lumen maintenance L90 B10 up to 89.000h
Heat dissipation Tested at high ambient temperature

	Power	Light Source	CCT	Lumen Output	Voltage (V/Hz)	Lens
750300	38W	3943lm	COB LED	2700K	100V-240V/50/60Hz	360°
750300C	38W	3943lm	COB LED	2700K	220V-240V/50/60Hz	360°
750300D	38W	3943lm	COB LED	2700K	220V-240V/50/60Hz	360°
750301	38W	3997lm	COB LED	2700K	100V-240V/50/60Hz	360° WIDE°
750301C	38W	3997lm	COB LED	2700K	220V-240V/50/60Hz	360° WIDE°
750301D	38W	3997lm	COB LED	2700K	220V-240V/50/60Hz	360° WIDE°
750302	38W	3726lm	COB LED	2700K	100V-240V/50/60Hz	180°
750302C	38W	3726lm	COB LED	2700K	220V-240V/50/60Hz	180°
750302D	38W	3726lm	COB LED	2700K	220V-240V/50/60Hz	180°
750310	38W	3893lm	COB LED	3000K	100V-240V/50/60Hz	360°
750310C	38W	4065lm	COB LED	3000K	220V-240V/50/60Hz	360°
750310D	38W	4065lm	COB LED	3000K	220V-240V/50/60Hz	360°
750311	38W	4258lm	COB LED	3000K	100V-240V/50/60Hz	360° WIDE°
750311C	38W	4121lm	COB LED	3000K	220V-240V/50/60Hz	360° WIDE°
750311D	38W	4121lm	COB LED	3000K	220V-240V/50/60Hz	360° WIDE°
750312	38W	3724lm	COB LED	3000K	100V-240V/50/60Hz	180°
750312C	38W	3841lm	COB LED	3000K	220V-240V/50/60Hz	180°
750312D	38W	3841lm	COB LED	3000K	220V-240V/50/60Hz	180°
750320	38W	4187lm	COB LED	4000K	100V-240V/50/60Hz	360°
750320C	38W	4187lm	COB LED	4000K	220V-240V/50/60Hz	360°
750320D	38W	4187lm	COB LED	4000K	220V-240V/50/60Hz	360°
750321	38W	4245lm	COB LED	4000K	100V-240V/50/60Hz	360° WIDE°
750321C	38W	4245lm	COB LED	4000K	220V-240V/50/60Hz	360° WIDE°
750321D	38W	4245lm	COB LED	4000K	220V-240V/50/60Hz	360° WIDE°
750322	38W	3956lm	COB LED	4000K	100V-240V/50/60Hz	180°
750322C	38W	3956lm	COB LED	4000K	220V-240V/50/60Hz	180°
750322D	38W	3956lm	COB LED	4000K	220V-240V/50/60Hz	180°



outdoor

Floor

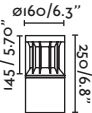


Screen 250
Estudi Ribaudí

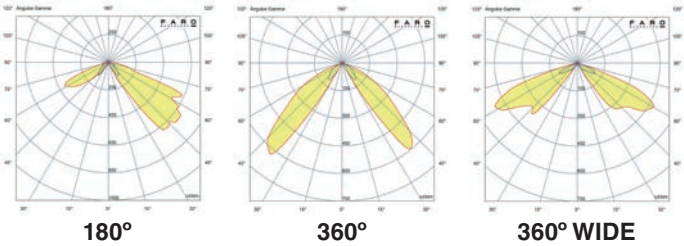


Structure	Aluminium + PC	COB LED	VOSSLOH-SCHWABE
Diffuser	Transparent PC	MacAdam Steps	2
Light Source	COB LED	Risk Group	1
Power	14W	Lumen maintenance	L90 B10 up to 89.000h
		Heat dissipation	Tested at high ambient temperature

	Power	Light Source	CCT	Lumen Output	Voltage (V/Hz)	Lens
751000	14W	623lm	COB LED	2700K	100V-240V/50/60Hz	360°
751000C	14W	623lm	COB LED	2700K	220V-240V/50/60Hz	360°
751000D	14W	623lm	COB LED	2700K	220V-240V/50/60Hz	360°
751001	14W	778lm	COB LED	2700K	100V-240V/50/60Hz	360 WIDE°
751001C	14W	778lm	COB LED	2700K	220V-240V/50/60Hz	360 WIDE°
751001D	14W	778lm	COB LED	2700K	220V-240V/50/60Hz	360 WIDE°
751002	14W	601lm	COB LED	2700K	100V-240V/50/60Hz	180°
751002C	14W	601lm	COB LED	2700K	220V-240V/50/60Hz	180°
751002D	14W	601lm	COB LED	2700K	220V-240V/50/60Hz	180°
751010	14W	533lm	COB LED	3000K	100V-240V/50/60Hz	360°
751010C	14W	642lm	COB LED	3000K	220V-240V/50/60Hz	360°
751010D	14W	642lm	COB LED	3000K	220V-240V/50/60Hz	360°
751011	14W	1243lm	COB LED	3000K	100V-240V/50/60Hz	360 WIDE°
751011C	14W	802lm	COB LED	3000K	220V-240V/50/60Hz	360 WIDE°
751011D	14W	802lm	COB LED	3000K	220V-240V/50/60Hz	360 WIDE°
751012	14W	696lm	COB LED	3000K	100V-240V/50/60Hz	180°
751012C	14W	620lm	COB LED	3000K	220V-240V/50/60Hz	180°
751012D	14W	620lm	COB LED	3000K	220V-240V/50/60Hz	180°
751020	14W	661lm	COB LED	4000K	100V-240V/50/60Hz	360°
751020C	14W	661lm	COB LED	4000K	220V-240V/50/60Hz	360°
751020D	14W	661lm	COB LED	4000K	220V-240V/50/60Hz	360°
751021	14W	826lm	COB LED	4000K	100V-240V/50/60Hz	360 WIDE°
751021C	14W	826lm	COB LED	4000K	220V-240V/50/60Hz	360 WIDE°
751021D	14W	826lm	COB LED	4000K	220V-240V/50/60Hz	360 WIDE°
751022	14W	639lm	COB LED	4000K	100V-240V/50/60Hz	180°
751022C	14W	639lm	COB LED	4000K	220V-240V/50/60Hz	180°
751022D	14W	639lm	COB LED	4000K	220V-240V/50/60Hz	180°



180



outdoor

Floor

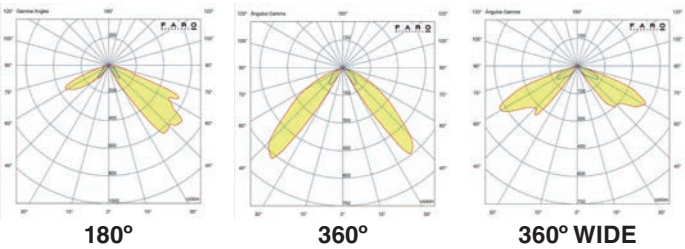
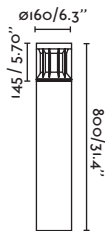


Screen 800
Estudi Ribaudí



Structure	Aluminium + PC	COB LED	VOSSLOH-SCHWABE
Diffuser	Transparent PC	MacAdam Steps	2
Light Source	COB LED	Risk Group	1
Power	20W	Lumen maintenance	L90 B10 up to 89.000h
		Heat dissipation	Tested at high ambient temperature

	Power	Light Source	CCT	Lumen Output	Voltage (V/Hz)	Lens
751100	20W	873lm	COB LED	2700K	100V-240V/50/60Hz	360°
751100C	20W	873lm	COB LED	2700K	220V-240V/50/60Hz	360°
751100D	20W	873lm	COB LED	2700K	220V-240V/50/60Hz	360°
751101	20W	1098lm	COB LED	2700K	100V-240V/50/60Hz	360 WIDE°
751101C	20W	1098lm	COB LED	2700K	220V-240V/50/60Hz	360 WIDE°
751101D	20W	1098lm	COB LED	2700K	220V-240V/50/60Hz	360 WIDE°
751102	20W	855lm	COB LED	2700K	100V-240V/50/60Hz	180°
751102C	20W	855lm	COB LED	2700K	220V-240V/50/60Hz	180°
751102D	20W	855lm	COB LED	2700K	220V-240V/50/60Hz	180°
751110	20W	900lm	COB LED	3000K	100V-240V/50/60Hz	360°
751110C	20W	900lm	COB LED	3000K	220V-240V/50/60Hz	360°
751110D	20W	900lm	COB LED	3000K	220V-240V/50/60Hz	360°
751111	20W	1680lm	COB LED	3000K	100V-240V/50/60Hz	360 WIDE°
751111C	20W	1132lm	COB LED	3000K	220V-240V/50/60Hz	360 WIDE°
751111D	20W	1132lm	COB LED	3000K	220V-240V/50/60Hz	360 WIDE°
751112	20W	963lm	COB LED	3000K	100V-240V/50/60Hz	180°
751112C	20W	881lm	COB LED	3000K	220V-240V/50/60Hz	180°
751112D	20W	881lm	COB LED	3000K	220V-240V/50/60Hz	180°
751120	20W	927lm	COB LED	4000K	100V-240V/50/60Hz	360°
751120C	20W	927lm	COB LED	4000K	220V-240V/50/60Hz	360°
751120D	20W	927lm	COB LED	4000K	220V-240V/50/60Hz	360°
751121	20W	1166lm	COB LED	4000K	100V-240V/50/60Hz	360 WIDE°
751121C	20W	1166lm	COB LED	4000K	220V-240V/50/60Hz	360 WIDE°
751121D	20W	1166lm	COB LED	4000K	220V-240V/50/60Hz	360 WIDE°
751122	20W	907lm	COB LED	4000K	100V-240V/50/60Hz	180°
751122C	20W	907lm	COB LED	4000K	220V-240V/50/60Hz	180°
751122D	20W	907lm	COB LED	4000K	220V-240V/50/60Hz	180°



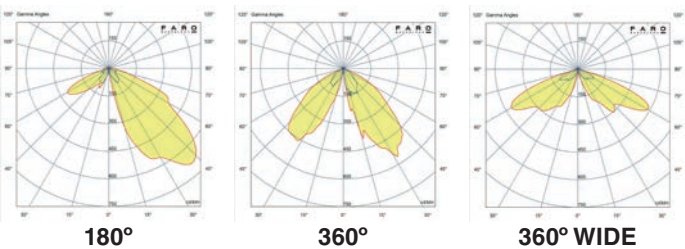
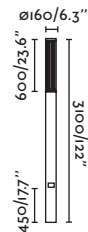


Screen 3100
Estudi Ribaudí



Structure	Aluminium + PC	COB LED	VOSSLOH-SCHWABE
Diffuser	Transparent PC	MacAdam Steps	2
Light Source	COB LED	Risk Group	1
Power	38W	Lumen maintenance	L90 B10 up to 89.000h
		Heat dissipation	Tested at high ambient temperature

	Power	Light Source	CCT	Lumen Output	Voltage (V/Hz)	Lens
751200	38W	2641lm	COB LED	2700K	100V-240V/50/60Hz	360°
751200C	38W	2641lm	COB LED	2700K	220V-240V/50/60Hz	360°
751200D	38W	2641lm	COB LED	2700K	220V-240V/50/60Hz	360°
751201	38W	2581lm	COB LED	2700K	100V-240V/50/60Hz	360 WIDE°
751201C	38W	2581lm	COB LED	2700K	220V-240V/50/60Hz	360 WIDE°
751201D	38W	2581lm	COB LED	2700K	220V-240V/50/60Hz	360 WIDE°
751202	38W	2304lm	COB LED	2700K	100V-240V/50/60Hz	180°
751202C	38W	2304lm	COB LED	2700K	220V-240V/50/60Hz	180°
751202D	38W	2304lm	COB LED	2700K	220V-240V/50/60Hz	180°
751210	38W	2349lm	COB LED	3000K	100V-240V/50/60Hz	360°
751210C	38W	2723lm	COB LED	3000K	220V-240V/50/60Hz	360°
751210D	38W	2723lm	COB LED	3000K	220V-240V/50/60Hz	360°
751211	38W	3668lm	COB LED	3000K	100V-240V/50/60Hz	360 WIDE°
751211C	38W	2661lm	COB LED	3000K	220V-240V/50/60Hz	360 WIDE°
751211D	38W	2661lm	COB LED	3000K	220V-240V/50/60Hz	360 WIDE°
751212	38W	2367lm	COB LED	3000K	100V-240V/50/60Hz	180°
751212C	38W	2375lm	COB LED	3000K	220V-240V/50/60Hz	180°
751212D	38W	2375lm	COB LED	3000K	220V-240V/50/60Hz	180°
751220	38W	2805lm	COB LED	4000K	100V-240V/50/60Hz	360°
751220C	38W	2805lm	COB LED	4000K	220V-240V/50/60Hz	360°
751220D	38W	2805lm	COB LED	4000K	220V-240V/50/60Hz	360°
751221	38W	2741lm	COB LED	4000K	100V-240V/50/60Hz	360 WIDE°
751221C	38W	2741lm	COB LED	4000K	220V-240V/50/60Hz	360 WIDE°
751221D	38W	2741lm	COB LED	4000K	220V-240V/50/60Hz	360 WIDE°
751222	38W	2446lm	COB LED	4000K	100V-240V/50/60Hz	180°
751222C	38W	2446lm	COB LED	4000K	220V-240V/50/60Hz	180°
751222D	38W	2446lm	COB LED	4000K	220V-240V/50/60Hz	180°

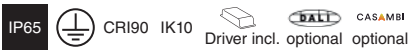


outdoor

Floor

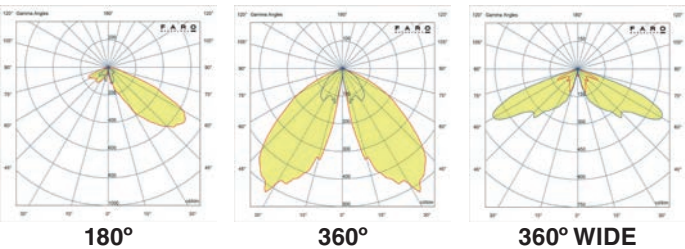
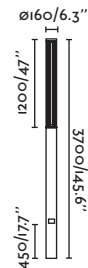


Screen 3700
Estudi Ribaudí



Structure	Aluminium + PC	COB LED	VOSSLOH-SCHWABE
Diffuser	Transparent PC	MacAdam Steps	2
Light Source	COB LED	Risk Group	1
Power	38W	Lumen maintenance	L90 B10 up to 89.000h
		Heat dissipation	Tested at high ambient temperature

	Power	Light Source	CCT	Lumen Output	Voltage (V/Hz)	Lens
751300	38W	2578lm	COB LED	2700K	100V-240V/50/60Hz	360°
751300C	38W	2578lm	COB LED	2700K	220V-240V/50/60Hz	360°
751300D	38W	2578lm	COB LED	2700K	220V-240V/50/60Hz	360°
751301	38W	2560lm	COB LED	2700K	100V-240V/50/60Hz	360 WIDE°
751301C	38W	2560lm	COB LED	2700K	220V-240V/50/60Hz	360 WIDE°
751301D	38W	2560lm	COB LED	2700K	220V-240V/50/60Hz	360 WIDE°
751302	38W	2429lm	COB LED	2700K	100V-240V/50/60Hz	180°
751302C	38W	2429lm	COB LED	2700K	220V-240V/50/60Hz	180°
751302D	38W	2429lm	COB LED	2700K	220V-240V/50/60Hz	180°
751310	38W	2230lm	COB LED	3000K	100V-240V/50/60Hz	360°
751310C	38W	2658lm	COB LED	3000K	220V-240V/50/60Hz	360°
751310D	38W	2658lm	COB LED	3000K	220V-240V/50/60Hz	360°
751311	38W	3010lm	COB LED	3000K	100V-240V/50/60Hz	360 WIDE°
751311C	38W	2639lm	COB LED	3000K	220V-240V/50/60Hz	360 WIDE°
751311D	38W	2639lm	COB LED	3000K	220V-240V/50/60Hz	360 WIDE°
751312	38W	2371lm	COB LED	3000K	100V-240V/50/60Hz	180°
751312C	38W	2504lm	COB LED	3000K	220V-240V/50/60Hz	180°
751312D	38W	2504lm	COB LED	3000K	220V-240V/50/60Hz	180°
751320	38W	2738lm	COB LED	4000K	100V-240V/50/60Hz	360°
751320C	38W	2738lm	COB LED	4000K	220V-240V/50/60Hz	360°
751320D	38W	2738lm	COB LED	4000K	220V-240V/50/60Hz	360°
751321	38W	2718lm	COB LED	4000K	100V-240V/50/60Hz	360 WIDE°
751321C	38W	2718lm	COB LED	4000K	220V-240V/50/60Hz	360 WIDE°
751321D	38W	2718lm	COB LED	4000K	220V-240V/50/60Hz	360 WIDE°
751322	38W	2579lm	COB LED	4000K	100V-240V/50/60Hz	180°
751322C	38W	2579lm	COB LED	4000K	220V-240V/50/60Hz	180°
751322D	38W	2579lm	COB LED	4000K	220V-240V/50/60Hz	180°



outdoor

Floor





OUTDOOR

LIGHTING

PROJECTORS & SPIKES

Puk 4W Puk 12.5W Puk 25W



ø36



ø59



ø85

FINISH

● Black

COLOR TEMPERATURE

2700K CRI80

3000K CRI80

BEAM ANGLE

8°

15°

20°

30°

40°

50°

ACCESSORIES



Honeycomb



Visor



Spike



Tree Fixing



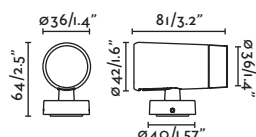

Concrete Fixing



Puk 36

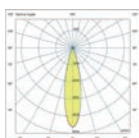
IP65 IK06 no incl. SEA SIDE SUITABLE 90°


Material	Structure Aluminium
	Diffuser Glass
Power	4W
Light Source	COB LED
Class	III
CRI	>80
Voltage	24VDC
Cable	2m





Family	Finish	Color T	Beam Angle
75300- Puk Projector ø36	2 Black	2 2700K 3 3000K	1 8° 2 20° 3 40°


 COB LED 4W CRI>80
 281lm 2700K
8° COB LED 4W CRI>80
 290lm 3000K



 COB LED 4W CRI>80
 302lm 2700K
20° COB LED 4W CRI>80
 312lm 3000K




 COB LED 4W CRI>80
 292lm 2700K
40° COB LED 4W CRI>80
 302lm 3000K





Optional drivers


24V DC	4W	220/240V	1-22 units	on/off	IP20	98324099
		220/240V	1-22 units	on/off	IP67	98324100

Optional accessories

	Puk 36 Honeycomb Accessory
75300H	● Black
Material	Structure Aluminium

	Puk 36 Visor Accessory
75300V	● Black
Material	Structure Aluminium

	Puk 36/59 Tree Accessory
75300F	● Black
Material	Structure Aluminium

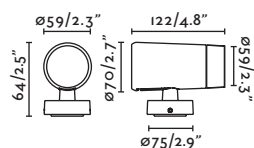
	Puk 36 Spike Accessory
75300S	● Black
Material	Structure Polyamide



Puk 59


IP65 IK06 incl. **SEA SIDE SUITABLE** 90°

Material	Structure Aluminium
	Diffuser Glass
Power	12,5W
Lumen Output	339lm
Light Source	COB LED
Class	I
CRI	>80




Family	Finish	Color T	Beam Angle
75302- Puk Projector ø59	2 Black	2 2700K 3 3000K	1 15° 2 30° 3 50°


15° COB LED 12,5W
CRI>80 339lm 2700K
COB LED 12,5W
CRI>80 349lm 3000K



30° COB LED 12,5W
CRI>80 482lm 2700K
COB LED 12,5W
CRI>80 496lm 3000K



50° COB LED 12,5W
CRI>80 539lm 2700K
COB LED 12,5W
CRI>80 555lm 3000K



Optional accessories

	Puk 59 Honeycomb Accessory	
	75302H	● Black
	Material	Structure Aluminium

	Puk 59 Visor Accessory	
	75302V	● Black
	Material	Structure Aluminium

	Puk 36/59 Tree Accessory	
	75300F	● Black
	Material	Structure Aluminium

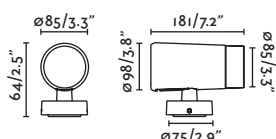
	Puk 59/85 Spike Accessory	
	75302S	● Black
	Material	Structure Polyamide

	Puk 59/85 Ground Fixing Accessory	
	75302F	● Satin Stainless
	Material	Structure Stainless Steel

Puk 85

IP65 IK08 incl. **SEA SIDE SUITABLE** 90°

Material	Structure Aluminium
	Diffuser Glass
Power	25W
Lumen Output	1827lm
Light Source	COB LED
Class	I
CRI	>80




Family	Finish	Color T	Beam Angle
75303- Puk Projector ø85	2 Black	2 2700K 3 3000K	1 15° 2 30° 3 50°

15° COB LED 25W CRI>80 1827lm 2700K COB LED 25W CRI>80 1884lm 3000K	30° COB LED 25W CRI>80 1888lm 2700K COB LED 25W CRI>80 1947lm 3000K	50° COB LED 25W CRI>80 1690lm 2700K COB LED 25W CRI>80 1743lm 3000K
---	---	---

Optional accessories

	Puk 85 Honeycomb Accessory 75303H ● Black Material Structure Aluminium		Puk 85 Visor Accessory 75303V ● Black Material Structure Aluminium
	Puk 85 Tree Accessory 75303F ● Black Material Structure Aluminium		Puk 59/85 Spike Accessory 75302S ● Black Material Structure Polyamide
	Puk 59/85 Ground Fixing Accessory 75302F ● Satin Stainless Material Structure Stainless Steel		

Clap
6W



FINISH

White

● Black

● Rust
Brown

COLOR TEMPERATURE

2700K CRI80

3000K CRI80


BEAM ANGLE

15°

24°

38°


ACCESSORIES



Tree Fixing



Visor



24V Power Supply

With pure design and minimal structures, this family offers both direct and indirect lighting in its various versions, transforming every corner of the outdoor spaces. This lighting system offers great flexibility for project design thanks to its diverse categories: from stakes to beacons, pendant lights, or wall sconces, all with a distinctive and refined aesthetic. The indirect lighting of some versions provides high visual comfort and prevents glare, while eliminating light pollution and highlighting the surrounding vegetation.

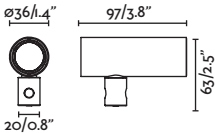
CLAP **Faro Lab**

CLAP

Projector

IP65 no incl. DIM 360° 360°

Material	Structure Aluminium
Power	6W
Light Source	COB LED 2700K
Class	III
CRI	>80
Voltage	24VDC
Cable	2m



Family	Finish	Color T	Beam Angle
75702- Clap Projector	2 Black	2 2700K	1 15°
	3 White	3 3000K	2 24°
	4 Rust Brown		3 38°

<p>COB LED 6W CRI>80 481lm 2700K</p> <p>15°</p> <p>COB LED 6W CRI>80 496lm 3000K</p>	<p>COB LED 6W CRI>80 553lm 2700K</p> <p>24°</p> <p>COB LED 6W CRI>80 570lm 3000K</p>	<p>COB LED 6W CRI>80 508lm 2700K</p> <p>38°</p> <p>COB LED 6W CRI>80 524lm 3000K</p>
--	--	--

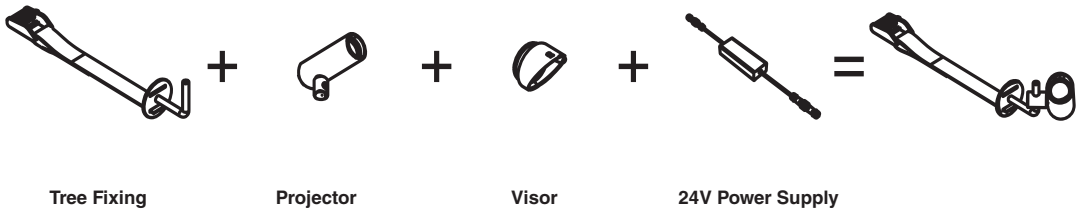
Visor Accessory



75714-2	● Structure Black
75714-4	● Structure Rust Brown

Optional drivers *Remote drivers

24VDC 6W 220/240V	1-5 units	on/off	IP67	98324026
	1-15 units	on/off	IP67	98324099



CLAP
Tree fixing accessory



Example: 75702-223 + 75703-2
Clap projector black 2700K 38° + tree fixing

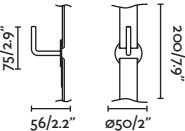


Example: 75702-223 + 75703-2 + 75714-2
Clap projector black 2700K 38° + tree fixing + visor

Tree fixing *use with 1 projector max.



75703-2 ● Black



Muur 250

IP65 IK06 incl. SEA SIDE SUITABLE 45°



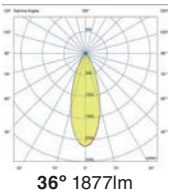
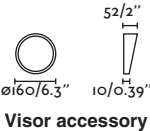
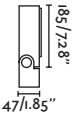
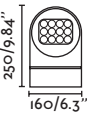
71771 ● Structure Dark Grey
● Diffuser Transparent

Material	Structure Aluminium
	Diffuser Glass
Power	28,5W
Lumen Output	1877lm
Light Source	SMD LED 3000K
Class	I
CRI	>80
Voltage	220V-240V/50/60Hz
Beam angle	36°

Muur 250 Visor Accessory

71771V ● Dark Grey

Material Structure Aluminium



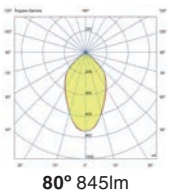
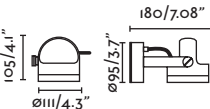
Alfa
Àlex & Manel Llusà

IP65 incl. 135°



70025 ● Structure Dark Grey
● Diffuser Transparent

Material	Structure Aluminium
	Diffuser Glass
Power	13W
Lumen Output	845lm
Light Source	COB LED 3000K
Class	I
CRI	>80
Voltage	220V-240V/50/60Hz
Beam angle	80°



outdoor

Projectors & Spikes





70260

● Structure

Dark Grey

● Diffuser

Transparent



70156

● Structure

Dark Grey

● Diffuser

Transparent



70157

● Structure

Dark Grey

● Diffuser

Transparent

Material	Structure Aluminium
	Diffuser Glass
Light Source	1 GU10 LED PAR16 max. 8W
Bulb incl.	No
Recom. Bulb	17333
Class	I

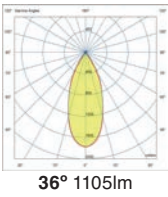
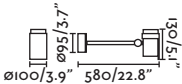
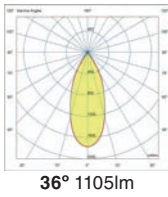
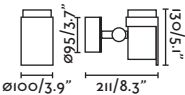
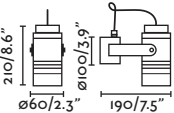
Material	Structure Aluminium
	Diffuser Glass
Power	16W
Lumen Output	1105lm
Light Source	COB LED 3000K
Class	I
CRI	>80
Voltage	220V-240V/50/60Hz
Beam angle	36°

Material	Structure Aluminium
	Diffuser Glass
Power	16W
Lumen Output	1105lm
Light Source	COB LED 3000K
Class	I
CRI	>80
Voltage	220V-240V/50/60Hz
Beam angle	36°



Spike

236



outdoor

Projectors & Spikes



Lit 70260

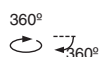
203



Flow Alegre Design

IP65

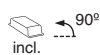
IK07



Oko

IP65


IK08



Plom

IP64

IK06



71546

● Structure Matt Black
● Diffuser Opal



70161

● Structure Dark Grey
● Diffuser Transparent



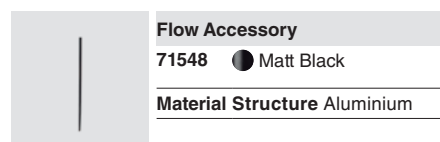
70912

● Structure Dark Grey
● Diffuser Transparent

Material	Structure PC + Aluminium
	Diffuser PC
Light Source	1 GU10 LED PAR16 max. 5W
Bulb incl.	No
Recom. Bulb	17334
Class	II
Cable	2.5m

Material	Structure Aluminium
	Diffuser Glass
Power	20W
Lumen Output	1400lm
Light Source	COB LED 3000K
Class	I
CRI	>80
Voltage	220V-240V/50/60Hz
Beam angle	30°

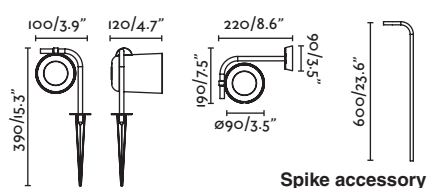
Material	Structure Aluminium
	Diffuser PMMA
Power	8,5W
Lumen Output	635lm
Light Source	COB LED 3000K
Class	I
CRI	>80
Voltage	100V-240V/50/60Hz
Beam angle	18-45°



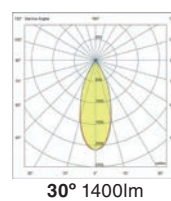
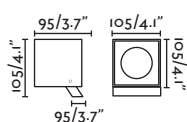
Flow Accessory

71548 ● Matt Black


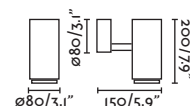
Material Structure Aluminium



Spike accessory



Spike
240



outdoor

Projectors & Spikes



Slot 200
Lucid Product Design

IP65 IK08 incl. 220° 360°



70035 ● Structure Black
● Diffuser Transparent

Material	Structure Aluminium
	Diffuser Glass
Power	13W
Lumen Output	944lm
Light Source	COB LED 3000K
Class	I
CRI	>80
Voltage	100V-240V/50/60Hz
Beam angle	28°

Slot 500
Lucid Product Design

IP65 IK08 incl. 220° 360°

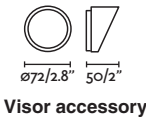
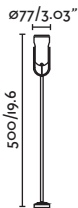
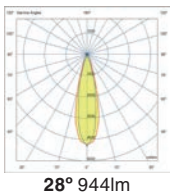
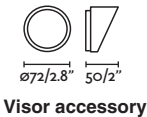
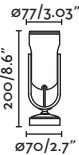


70036 ● Structure Black
● Diffuser Transparent

Material	Structure Aluminium
	Diffuser Glass
Power	13W
Lumen Output	944lm
Light Source	COB LED 3000K
Class	I
CRI	>80
Voltage	100V-240V/50/60Hz
Beam angle	28°



Slot Visor Accessory
70039 ● Black
Material Structure Aluminium



outdoor

Projectors & Spikes

13

Slot 200 Spike
Lucid Product Design

IP65 IK08 incl. 220° 360°



70037 ● Structure Black
● Diffuser Transparent

Material	Structure Aluminium
	Diffuser Glass
Power	13W
Lumen Output	944lm
Light Source	COB LED 3000K
Class	I
CRI	>80
Voltage	100V-240V/50/60Hz
Beam angle	28°
Cable	1.5m

Slot 500 Spike
Lucid Product Design

IP65 IK08 incl. 220° 360°

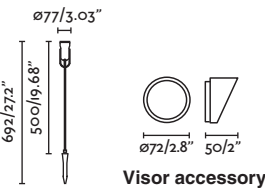
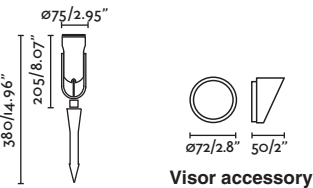


70038 ● Structure Black
● Diffuser Transparent

Material	Structure Aluminium
	Diffuser Glass
Power	13W
Lumen Output	944lm
Light Source	COB LED 3000K
Class	I
CRI	>80
Voltage	100V-240V/50/60Hz
Beam angle	28°
Cable	1.5m



Slot Visor Accessory
70039 ● Black
Material Structure Aluminium



outdoor

Projectors & Spikes



Clap
6W



FINISH

White

● Black

● Rust
Brown

COLOR TEMPERATURE

2700K CRI80

3000K CRI80

BEAM ANGLE

15°

24°

38°

ACCESSORIES



Spike 630



Spike 1030




Indirect Light Plate
ø310



Indirect Light Plate
ø400



Visor



24V Power Supply

With pure design and minimal structures, this family offers both direct and indirect lighting in its various versions, transforming every corner of the outdoor spaces. This lighting system offers great flexibility for project design thanks to its diverse categories: from stakes to beacons, pendant lights, or wall sconces, all with a distinctive and refined aesthetic. The indirect lighting of some versions provides high visual comfort and prevents glare, while eliminating light pollution and highlighting the surrounding vegetation.



CLAP

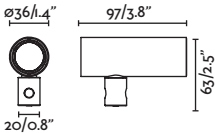
Faro Lab

CLAP

Projector

IP65 no incl. DIM 360° 360°

Material	Structure Aluminium
Power	6W
Light Source	COB LED 2700K
Class	III
CRI	>80
Voltage	24VDC
Cable	2m



Family	Finish	Color T	Beam Angle
75702- Clap Projector	2 Black	2 2700K	1 15°
	3 White	3 3000K	2 24°
	4 Rust Brown		3 38°

<p>COB LED 6W CRI>80 481lm 2700K</p> <p>15° COB LED 6W CRI>80 496lm 3000K</p>	<p>COB LED 6W CRI>80 553lm 2700K</p> <p>24° COB LED 6W CRI>80 570lm 3000K</p>	<p>COB LED 6W CRI>80 508lm 2700K</p> <p>38° COB LED 6W CRI>80 524lm 3000K</p>
---	---	---

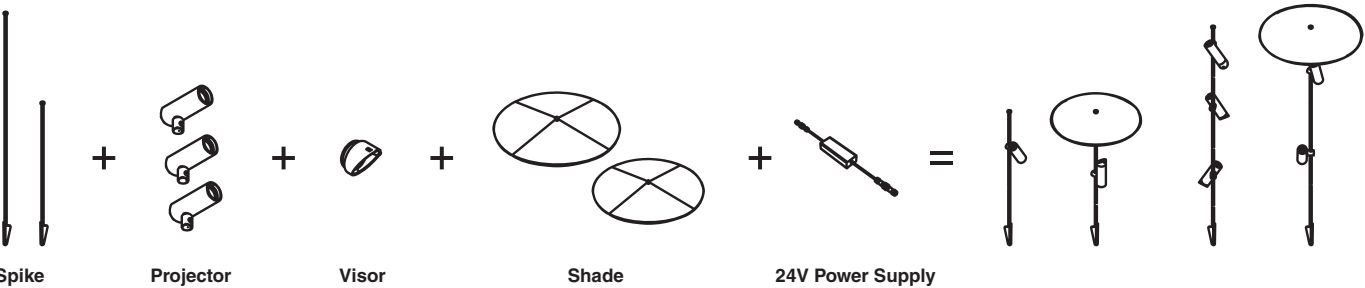
Visor Accessory



75714-2	● Structure Black
75714-4	● Structure Rust Brown

Optional drivers *Remote drivers

24VDC 6W 220/240V	1-5 units on/off IP67	98324026
	1-15 units on/off IP67	98324099




CLAP

Spike accessory 630 / 1030




Example: 75702-423 + 75708-4
Clap projector rust brown 2700K 38° + spike 630

Spike 630 *use with x2 projectors max.

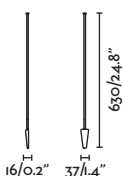


Example: 75702-223 x2 + 75709-2 + 75706-2
Clap projector black 2700K 38° + spike 1030 + shade 400

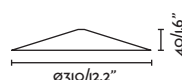
Spike 1030 *use with x3 projectors max.



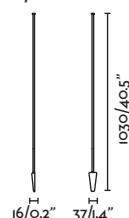
75708-2 ● Black
75708-4 ● Rust Brown
Spike 630



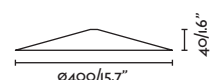
75707-2 ● Black
75707-4 ● Rust Brown
Shade 310



75709-2 ● Black
75709-4 ● Rust Brown
Spike 1030



75706-2 ● Black
75706-4 ● Rust Brown
Shade 400



Brot 200
Yembarastudio

IP65  incl. IP68 CONNECTOR

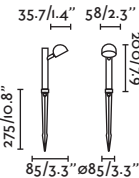
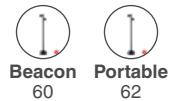


75570 ● Structure Black

Material	Structure Aluminium
Power	7W
Lumen Output	290lm
Light Source	SMD LED 2700K
Class	II
CRI	>80
Voltage	100V-240V/50/60Hz
Beam angle	80°
Cable	2m



reddot winner 2021



Brot 600
Yembarastudio

IP65  incl. IP68 CONNECTOR

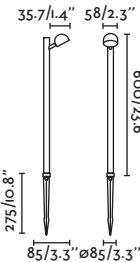


75571 ● Structure Black

Material	Structure Aluminium
Power	7W
Lumen Output	290lm
Light Source	SMD LED 2700K
Class	II
CRI	>80
Voltage	100V-240V/50/60Hz
Beam angle	80°
Cable	2m



reddot winner 2021





Lily 300
Faro Lab

IP65 IK06



75620-2	● Structure Black
Driver incl.	● Diffuser Transparent
Class	II
Voltage	24VDC/50/60Hz

75620-1	● Structure Black
Driver not incl.*	● Diffuser Transparent
Class	III
Voltage	24VDC

Material	Structure Stainless Steel
	Diffuser Glass
Power	3W
Lumen Output	154lm
Light Source	COB LED 2700K
CRI	>90
Cable	0.5m

*Drivers info pag. 478

Lily 650
Faro Lab

IP65 IK06



75621-2	● Structure Black
Driver incl.	● Diffuser Transparent
Class	II
Voltage	24VDC/50/60Hz

75621-1	● Structure Black
Driver not incl.*	● Diffuser Transparent
Class	III
Voltage	24VDC

Material	Structure Stainless Steel
	Diffuser Glass
Power	3W
Lumen Output	154lm
Light Source	COB LED 2700K
CRI	>90
Cable	0.5m

*Drivers info pag. 478

Lily 1190
Faro Lab

IP65 IK06

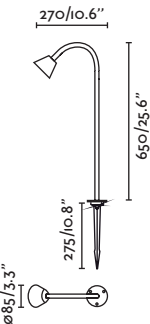
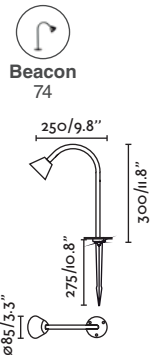


75622-2	● Structure Black
Driver incl.	● Diffuser Transparent
Class	II
Voltage	24VDC/50/60Hz

75622-1	● Structure Black
Driver not incl.*	● Diffuser Transparent
Class	III
Voltage	24VDC

Material	Structure Stainless Steel
	Diffuser Glass
Power	3W
Lumen Output	154lm
Light Source	COB LED 2700K
CRI	>90
Cable	0.5m

*Drivers info pag. 478



outdoor

Projectors & Spikes

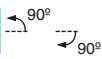


Toni
Alegre Design

IP65

IK07

SEA SIDE
SUITABLE



71528


- Structure Matt Black
- Diffuser Transparent

Material	Structure PC
	Diffuser PC
Light Source	1 GU10 LED PAR16 max. 5W
Bulb incl.	No
Recom. Bulb	17334
Class	II
Cable	2.5m

Luca
Faro Lab

IP65

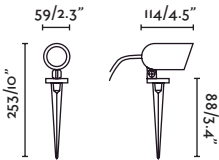
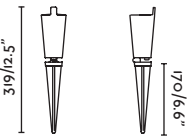
IK07



70298

- Structure Black
- Diffuser Transparent

Material	Structure PC
	Diffuser PC
Light Source	1 GU10 LED PAR16 max. 5W
Bulb incl.	No
Recom. Bulb	17334
Class	II
Cable	1.5m



outdoor

Projectors & Spikes



Bezel

IP65 IK06 incl. IP68 CONNECTOR



70248 Structure Matt Black
Diffuser Transparent

Material	Structure Aluminium
	Diffuser Glass
Power	8W
Lumen Output	349lm
Light Source	COB LED 2700K
Class	I
CRI	90
Voltage	220V-240V/50/60Hz
Beam angle	118,3°
Cable	1.2m

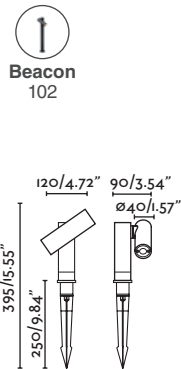
Spy 145

IP65 IK05 incl. 355°



70787 Structure Dark Grey
Diffuser Opal

Material	Structure Aluminium + PC
	Diffuser Glass
Power	6W
Lumen Output	395lm
Light Source	COB LED 3000K
Class	I
Voltage	220V-240V/50/60Hz
Beam angle	30°
Cable	2m



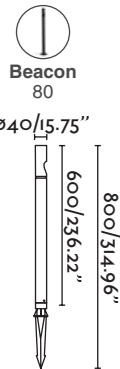
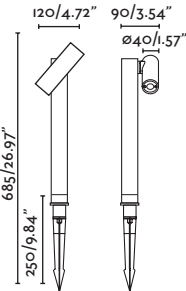
Spy 435

IP65 IK05 incl. 355°



70788 Structure Dark Grey
Diffuser Opal

Material	Structure Aluminium + PC
	Diffuser Glass
Power	6W
Lumen Output	395lm
Light Source	COB LED 3000K
Class	I
Voltage	220V-240V/50/60Hz
Beam angle	30°
Cable	2m



outdoor

Projectors & Spikes



Sau M Base
13W



Sau M 156
13W



Sau M 471
13W



FINISH

● Black

COLOR TEMPERATURE

3000K CRI90

BEAM ANGLE



ACCESSORIES



Visor



Tree projector




Honeycomb



Sau XS 85

IP65 IK05 no incl. SEA SIDE SUITABLE 160° 60°



71780-2 ●● Structure Black + Black
● Diffuser Transparent

Material	Structure Aluminium + ABS
	Diffuser PC
Power	2,5W
Lumen Output	144lm
Light Source	HIGH POWER LED 3000K
Class	III
CRI	90
Voltage	24VDC
Beam angle	30°



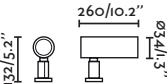
Honeycomb Accessory
71780H ● Black
Material Structure Aluminium



Tree Fixing Accessory
71780F ● Black
Material Structure Textile




Visor Accessory
71780V ● Black
Material Structure Aluminium



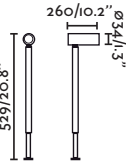
Sau XS 262

IP65 IK05 no incl. SEA SIDE SUITABLE 160° 60°



71781-2 ●● Structure Black + Black
● Diffuser Transparent

Material	Structure Aluminium + ABS
	Diffuser PC
Power	2,5W
Lumen Output	144lm
Light Source	HIGH POWER LED 3000K
Class	III
CRI	90
Voltage	24VDC
Beam angle	30°




outdoor

Projectors & Spikes

Sau S 90

IP65 IK06 incl. SEA SIDE SUITABLE 135° 60°



71772 ●● Structure Black + Black
● Diffuser Transparent

Material	Structure Aluminium + ABS
	Diffuser PC
Power	6W
Lumen Output	430lm
Light Source	COB LED 3000K
Class	I
CRI	>90
Voltage	220V-240V/50/60Hz
Beam angle	30°



Honeycomb Accessory
71772H ● Black

Material Structure Aluminium



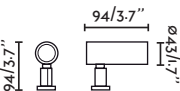
Visor Accessory
71772V ● Black

Material Structure Aluminium




Tree Fixing Accessory
71780F ● Black

Material Structure Textile



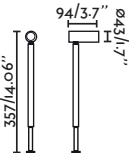
Sau S 360

IP65 IK06 incl. SEA SIDE SUITABLE 135° 60°



71773 ●● Structure Black + Black
● Diffuser Transparent

Material	Structure Aluminium + ABS
	Diffuser PC
Power	6W
Lumen Output	430lm
Light Source	COB LED 3000K
Class	I
CRI	>90
Voltage	220V-240V/50/60Hz
Beam angle	30°



outdoor

Projectors & Spikes



Sau M 155

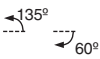


IP65

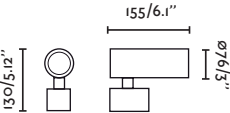
IK06



SEA SIDE
SUITABLE

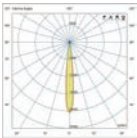


Material	Structure Aluminium + ABS
	Diffuser PC
Power	13W
Light Source	COB LED
Class	I
CRI	>90
Voltage	220V-240V/50/60Hz

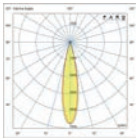


Family		Finish		Color T		Beam Angle
71785-	Sau Projector 155	2	Black	3	3000K	<div><div>1</div><div>10º</div><div>2</div><div>20º</div><div>3</div><div>30º</div><div>4</div><div>10x60º</div></div>

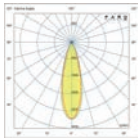
COB LED 13W
CRI>90 953,9lm
3000K




COB LED 13W
CRI>90 906,6lm
3000K



COB LED 13W
CRI>90 880,7lm
3000K




COB LED 13W
CRI>90 802,3lm
3000K



Optional accessories



Honeycomb Accessory	
71785H	 Black
Material	Structure Aluminium



Visor Accessory	
71785V	● Black
Material	Structure Aluminium



Tree Fixing Accessory	
71785F	 Black
Material	Structure Textile



Sau M 156

IP65

IK06

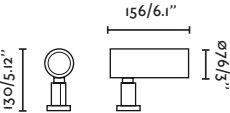
incl.

SEA SIDE
SUITABLE

135°

60°

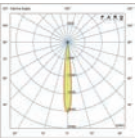
Material	Structure Aluminium + ABS
	Diffuser PC
Power	13W
Lumen Output	1313lm
Light Source	COB LED
Class	I
CRI	>90
Voltage	220V-240V/50/60Hz



Family		Finish		Color T		Beam Angle
71786-	Sau Projector 155	2	Black	3	3000K	<div><div>1</div><div>10º</div><div>2</div><div>20º</div><div>3</div><div>30º</div><div>4</div><div>10x60º</div></div>

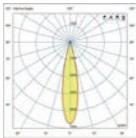
COB LED 13W
CRI>90 1313lm
3000K

10°



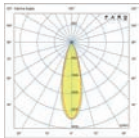
COB LED 13W
CRI>90 1313lm
3000K

20°



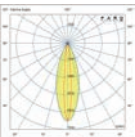
COB LED 13W
CRI>90 1313lm
3000K

30°



COB LED 13W
CRI>90 1313lm
3000K

10x60°



Optional accessories



Honeycomb Accessory		
71785H	● Black	
Material	Structure	Aluminium



Visor Accessory		
71785V	● Black	
Material	Structure	Aluminium



Tree Fixing Accessory		
71785F	● Black	
Material	Structure	Textile

Sau M 471



IP65


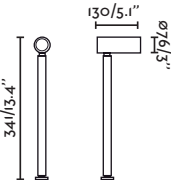
IK06




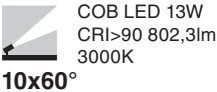
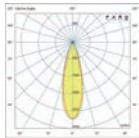
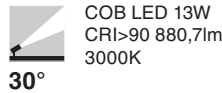
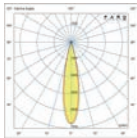
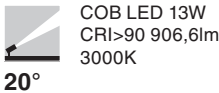
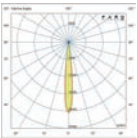
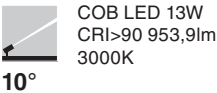
SEA SIDE
SUITABLE



Material	Structure Aluminium + ABS
	Diffuser PC
Power	13W
Lumen Output	953,9lm
Light Source	COB LED
Class	I
CRI	>90
Voltage	220V-240V/50/60Hz




Family		Finish		Color T		Beam Angle
71787-	Sau Projector 155	2	Black	3	3000K	<div><div>1</div><div>10º</div><div>2</div><div>20º</div><div>3</div><div>30º</div><div>4</div><div>10x60º</div></div>



Optional accessories



Honeycomb Accessory	
71785H	 Black
Material	Structure Aluminium




Visor Accessory	
71785V	● Black
Material	Structure Aluminium



Tree Fixing Accessory	
71785F	 Black
Material	Structure Textile

Sau 130 GU10

IP65 IK06 135° 20°




71774 ● Structure Black
● Diffuser Transparent

Material	Structure Aluminium
	Diffuser Glass
Light Source	1 GU10 LED max. 5W
Bulb incl.	Yes
Recom. Bulb	17334
Class	I

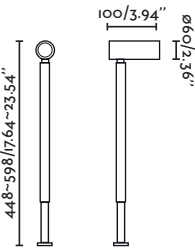
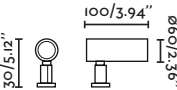
Sau 620 GU10

IP65 IK06 135° 20°




71775 ● Structure Black
● Diffuser Transparent

Material	Structure Aluminium
	Diffuser Glass
Light Source	1 GU10 LED max. 5W
Bulb incl.	Yes
Recom. Bulb	17334
Class	I



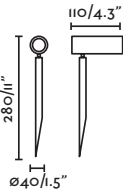


Seth 280



70227 ● Structure Matt Black
 ● Diffuser Transparent

Material	Structure Aluminium
	Diffuser PMMA
Power	6W
Lumen Output	375lm
Light Source	SMD LED 2700K
Class	II
CRI	>80
Voltage	100V-240V/50/60Hz
Beam angle	40°
Cable	2m

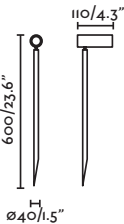


Seth 600



70226 ● Structure Matt Black
 ● Diffuser Transparent

Material	Structure Aluminium
	Diffuser PMMA
Power	6W
Lumen Output	375lm
Light Source	SMD LED 2700K
Class	II
CRI	>80
Voltage	100V-240V/50/60Hz
Beam angle	40°
Cable	2m



outdoor

Projectors & Spikes



Foc 210 Spike

IP65  incl.  135°



70158  **Structure** Dark Grey
 **Diffuser** Transparent

Material	Structure Aluminium
	Diffuser Glass
Power	16W
Lumen Output	800lm
Light Source	COB LED 3000K
Class	I
CRI	>80
Voltage	220V-240V/50Hz
Beam angle	36°
Cable	0.5m

Foc 520 Spike

IP65  incl.  135°

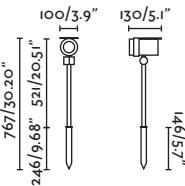
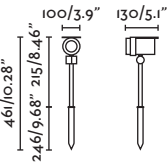


70159  **Structure** Dark Grey
 **Diffuser** Transparent

Material	Structure Aluminium
	Diffuser Glass
Power	16W
Lumen Output	800lm
Light Source	COB LED 3000K
Class	I
CRI	>80
Voltage	220V-240V/50Hz
Beam angle	36°
Cable	0.5m



Wall
202





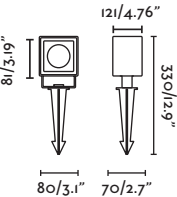
Sobek

IP65 IK06 incl. 90° 360°



70151 Structure Dark Grey
Diffuser Transparent

Material	Structure Aluminium
	Diffuser Glass
Power	7W
Lumen Output	550lm
Light Source	COB LED 3000K
Class	I
CRI	>80
Voltage	100V-240V/50/60Hz
Beam angle	50°
Cable	0.2m



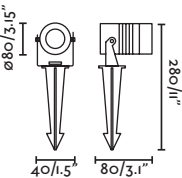
Balder

IP67 incl.



70469 Structure Matt Black
Diffuser Transparent

Material	Structure Aluminium
	Diffuser Glass
Power	3W
Lumen Output	212lm
Light Source	SMD LED 3000K
Class	I
CRI	>80
Voltage	100V-240V/50/60Hz
Beam angle	36°
Cable	2m



outdoor

Projectors & Spikes



Andy

IP65



71613 **Structure** Satin Gold
 Diffuser Transparent

Material	Structure Steel
	Diffuser PC
Light Source	1 GU10 LED PAR16 max. 5W
Bulb incl.	No
Recom. Bulb	17334
Class	I
Cable	2m

Plom

IP64 IK06 incl.

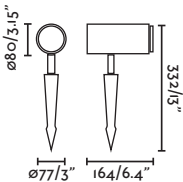
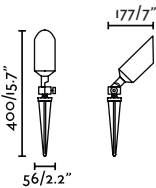


70913 **Structure** Dark Grey
 Diffuser Transparent

Material	Structure Aluminium
	Diffuser PMMA
Power	8,5W
Lumen Output	635lm
Light Source	COB LED 3000K
Class	I
CRI	>80
Voltage	100V-240V/50/60Hz
Beam angle	18-45°
Cable	0.3m



Wall
204



Zoom 18° to 45°



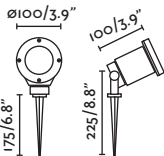
Tono

IP44



73150 ● Structure Matt Black
 ● Diffuser Transparent

Material	Structure Aluminium
	Diffuser Glass
Light Source	1 GU10 LED PAR16 max. 8W
Bulb incl.	No
Recom. Bulb	17334
Class	I
Cable	2m



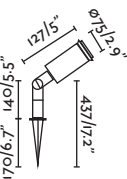
Garten Lampholder

IP54/44



73111 ● Structure Matt Black

Material	Structure ABS
Light Source	1 E27 LED PAR38 max. 15W
Bulb incl.	No
Recom. Bulb	17400
Class	II
Cable	2.5m



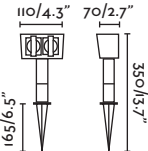
Garten Plug

IP44



73100 ● Structure Matt Black

Material	Structure ABS
Light Source	max. 3520W
Bulb incl.	Yes
Class	I
Cable	2.5m



outdoor

Projectors & Spikes



Cuca 500 Spike
Faro Lab

IP65 IK06



75586 Driver incl.	● Structure Black ● Diffuser Opal
Class	II
Voltage	220V-240V/50/60Hz
75585 Driver not incl.*	● Structure Black ● Diffuser Opal
Class	III
Voltage	24VDC
Material	Structure Stainless Steel Diffuser Glass
Power	3W
Lumen Output	154lm
Light Source	COB LED 2700K
CRI	>90
Cable	0.5m

*Drivers info pag. 478

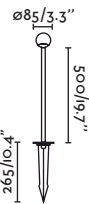
Cuca 1000 Spike
Faro Lab

IP65 IK06



75590 Driver incl.	● Structure Black ● Diffuser Opal
Class	II
Voltage	220V-240V/50/60Hz
75589 Driver not incl.*	● Structure Black ● Diffuser Opal
Class	III
Voltage	24VDC
Material	Structure Stainless Steel Diffuser Glass
Power	3W
Lumen Output	154lm
Light Source	COB LED 2700K
CRI	>90
Cable	0.5m

*Drivers info pag. 478





Cuca 300
Faro Lab

IP65 IK06



75583	● Structure Black
Driver incl.	● Diffuser Opal
Class	II
Voltage	220V-240V/50/60Hz

75581	● Structure Black
Driver not incl.*	● Diffuser Opal
Class	III
Voltage	24VDC

Material	Structure Stainless Steel
	Diffuser Glass
Power	3W
Lumen Output	154lm
Light Source	COB LED 2700K
CRI	>90
Cable	0.5m

*Drivers info pag. 478

Cuca 650
Faro Lab

IP65 IK06



75565	● Structure Black
Driver incl.	● Diffuser Opal
Class	II
Voltage	220V-240V/50/60Hz

75561	● Structure Black
Driver not incl.*	● Diffuser Opal
Class	III
Voltage	24VDC

Material	Structure Stainless Steel
	Diffuser Glass
Power	3W
Lumen Output	154lm
Light Source	COB LED 2700K
CRI	>90
Cable	0.5m

*Drivers info pag. 478

Cuca 1193
Faro Lab

IP65 IK06

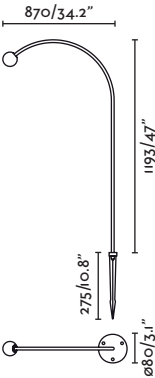
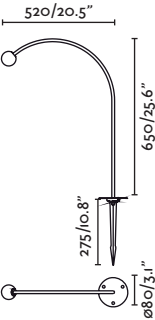
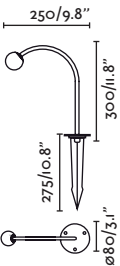


75566	● Structure Black
Driver incl.	● Diffuser Opal
Class	II
Voltage	220V-240V/50/60Hz

75562	● Structure Black
Driver not incl.*	● Diffuser Opal
Class	III
Voltage	24VDC

Material	Structure Stainless Steel
	Diffuser Glass
Power	3W
Lumen Output	154lm
Light Source	COB LED 2700K
CRI	>90
Cable	0.5m

*Drivers info pag. 478





Bambou 800

IP65 IK06 incl. IP68 CONNECTOR



75556 ● Structure Matt Black
● Diffuser Transparent

Material	Structure Aluminium
	Diffuser Glass
Power	8W
Lumen Output	410lm
Light Source	LED MODULE 2700K
Class	I
CRI	≥80
Voltage	220V-240V/50/60Hz
Beam angle	360°
Cable	0.2m

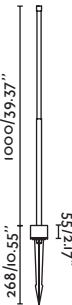
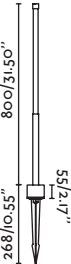
Bambou 1000

IP65 IK06 incl. IP68 CONNECTOR



75557 ● Structure Matt Black
● Diffuser Transparent

Material	Structure Aluminium
	Diffuser Glass
Power	8W
Lumen Output	606lm
Light Source	LED MODULE 2700K
Class	I
CRI	≥80
Voltage	220V-240V/50/60Hz
Beam angle	360°
Cable	0.2m





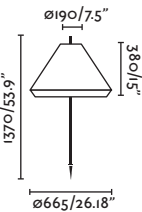

Saigon C70
Nahtrang

IP65



- 71575P-09
 - Structure Dark Grey
 - Shade Beige
 - Diffuser Opal
- 71575P-11
 - Structure Dark Grey
 - Shade Green
 - Diffuser Opal
- 71575P-13
 - Structure Dark Grey
 - Shade Ochre
 - Diffuser Opal

Material	Structure Aluminium
	Shade PP
	Diffuser PEMD
Light Source	1 E27 LED A60 max. 15W
Bulb incl.	No
Recom. Bulb	17463
Class	II
Cable	2m



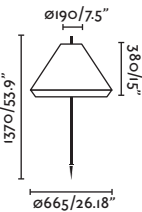

Saigon W70
Nahtrang

IP65



- 71575P-07
 - Structure Dark Grey
 - Shade Brown
 - Diffuser Opal

Material	Structure Aluminium
	Shade Synthetic Wicker
	Diffuser PEMD
Light Source	1 E27 LED A60 max. 15W
Bulb incl.	No
Recom. Bulb	17463
Class	II
Cable	2m



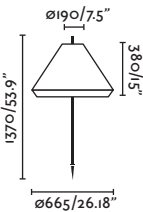

Saigon T70
Nahtrang

IP65



- 71575P-05
 - Structure Dark Grey
 - Shade Cream
 - Diffuser Opal
- 71575P-06
 - Structure Dark Grey
 - Shade Brown
 - Diffuser Opal

Material	Structure Aluminium
	Shade Textilene
	Diffuser PEMD
Light Source	1 E27 LED A60 max. 15W
Bulb incl.	No
Recom. Bulb	17463
Class	II
Cable	2m





Saigon 870 R45
Nahtrang

IP65



71576P-04 ● Structure Dark Grey
 ● Shade White

Material	Structure Aluminium
	Shade PEMD
Light Source	1 E27 LED A60 max. 15W
Bulb incl.	No
Recom. Bulb	17463
Class	II
Cable	2m

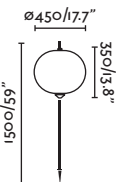
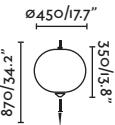

Saigon 1500 R45
Nahtrang

IP65



71575P-04 ● Structure Dark Grey
 ● Shade White

Material	Structure Aluminium
	Shade PEMD
Light Source	1 E27 LED A60 max. 15W
Bulb incl.	No
Recom. Bulb	17463
Class	II
Cable	2m



outdoor

Projectors & Spikes



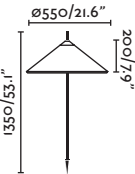

Saigon 1350 R55
Nahtrang

IP65



71575P-01 ● Structure Dark Grey
● Shade White

Material	Structure Aluminium
	Shade PEMD
Light Source	1 E27 LED A60 max. 15W
Bulb incl.	No
Recom. Bulb	17463
Class	II
Cable	2m



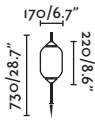
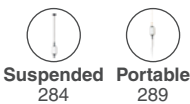
Saigon 730 R17
Nahtrang

IP65



71576P-03 ● Structure Dark Grey
● Shade White

Material	Structure Aluminium
	Shade PEMD
Light Source	1 E27 LED A60 max. 15W
Bulb incl.	No
Recom. Bulb	17463
Class	II
Cable	2m



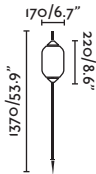
Saigon 1370 R17
Nahtrang

IP65



71575P-03 ● Structure Dark Grey
● Shade White

Material	Structure Aluminium
	Shade PEMD
Light Source	1 E27 LED A60 max. 15W
Bulb incl.	No
Recom. Bulb	17463
Class	II
Cable	2m



outdoor





Projectors & Spikes



Piccola
Faro Lab

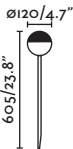
IP65 IK08  incl.



70245	 Structure Matt Black  Diffuser Opal
70246	 Structure Matt White  Diffuser Opal



Material	Structure Aluminium Diffuser PMMA
Power	6W
Lumen Output	360lm
Light Source	SMD LED 2700K
Class	I
CRI	>80
Voltage	100V-240V/50/60Hz
Cable	1.5m







OUTDOOR

LIGHTING

SUSPENDED

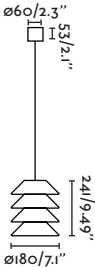
Toba
Carrasquet

IP65



72126-164	<div>●</div> Structure Beige <div>●</div> Diffuser Opal
72126-165	<div>●</div> Structure Brown <div>●</div> Diffuser Opal
72126-166	<div>●</div> Structure Orange <div>●</div> Diffuser Opal
72126-167	<div>●</div> Structure Brown + Orange <div>●</div> Diffuser Opal

Material	Structure Silicone
	Diffuser PEMD
Light Source	1 E27 LED A60 max. 12W
Bulb incl.	No
Recom. Bulb	17070
Class	I
Cable	3m



Built to endure, made to charm
Each shade is made from individual silicone discs—durable, weather-resistant and easy to clean. Available in beige, terracotta, dark brown, and a striking combination of all three tones.


outdoor

Suspended



Narita
Carrasquet

IP65

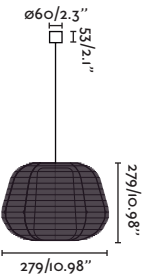


72126-159	● Structure Beige ● Diffuser Opal
72126-160	● Structure Black ● Diffuser Opal
72126-162	● Structure Orange ● Diffuser Opal
72126-161	● Structure Rust Brown ● Diffuser Opal

Material	Structure Stainless Steel
	Diffuser PEMD
Light Source	1 E27 LED A60 max. 12W
Bulb incl.	No
Recom. Bulb	17070
Class	I
Cable	3m



Decorative design made for the outdoors
Narita distills the essence of Nara into a more compact format. Its shade, defined by an elegant linear pattern, filters the light to cast playful shadows—transforming terraces and gardens into inviting spaces full of character. Crafted from stainless steel for enhanced durability outdoors.



outdoor

Suspended



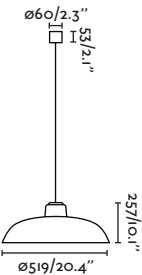
Saga
Carrasquet

IP65



72126-169	<div>Structure Beige</div> <div>Diffuser Opal</div>
72126-170	<div>Structure Black</div> <div>Diffuser Opal</div>
72126-171	<div>Structure Rust Brown</div> <div>Diffuser Opal</div>
72126-172	<div>Structure Orange</div> <div>Diffuser Opal</div>

Material	Structure Aluminium
	Diffuser PEMD
Light Source	1 E27 LED A60 max. 12W
Bulb incl.	No
Recom. Bulb	17070
Class	I
Cable	3m

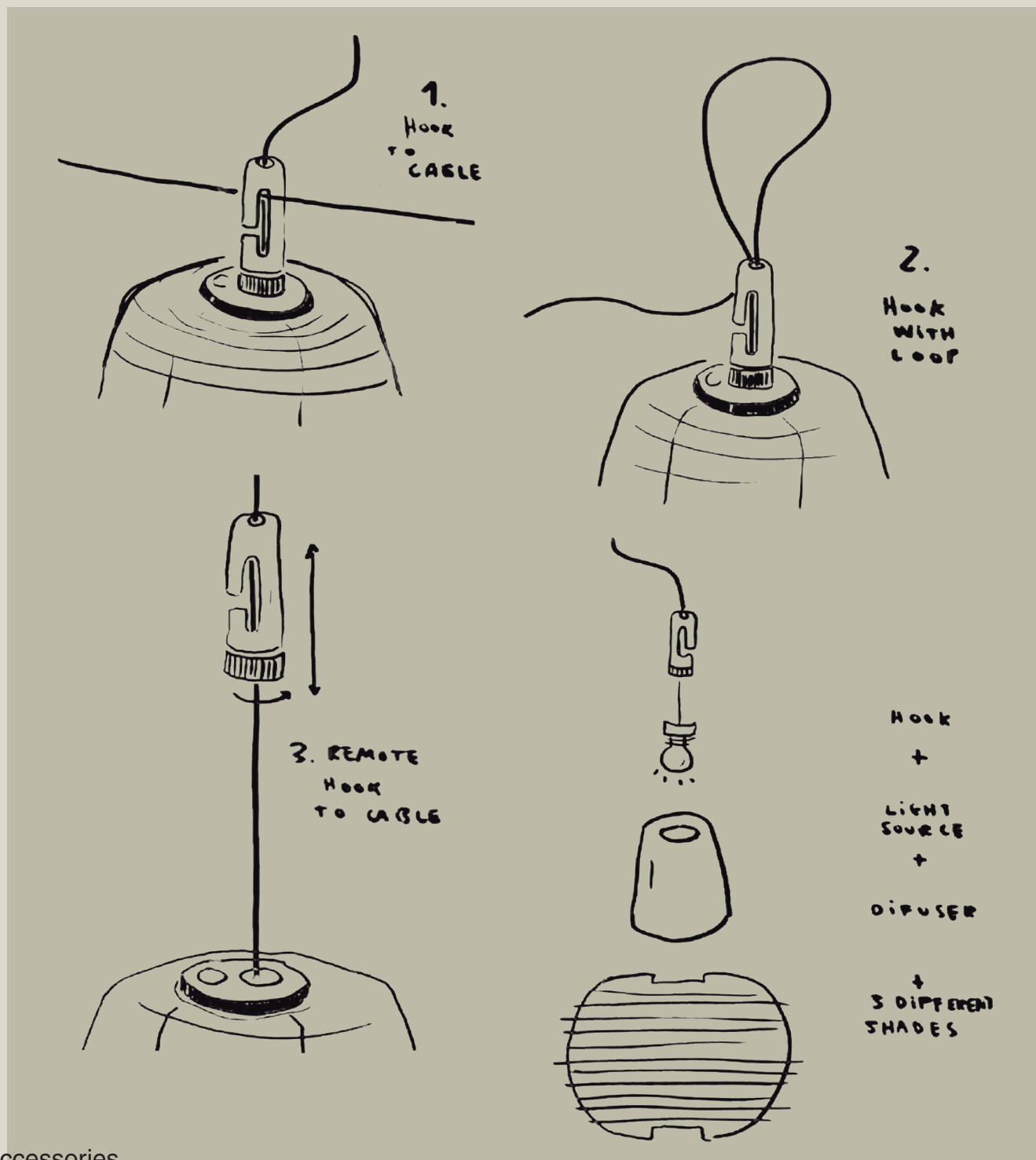


Light that sets the mood
The metal shade casts a directional beam, ideal for lighting outdoor tables or bar areas. Inside, an opal diffuser conceals the light source, softening the glow to create warm, comfortable lighting with no glare.


Indoor

Suspended





Accessories



Plug accessory

72128 ● Black

Material Structure PVC



Canopy accessory

72126 ● Black


Material Structure Aluminium



Tensor cable 5M accessory

72129 ● Grey

Material Structure Stainless Steel



Saga - Toba - Narita

SYSTEM

Toba System
Carrasquet

IP65

Flexible, warm and resilient, Toba blends naturally into its surroundings. Its gentle glow enhances outdoor living, bringing colour and character to the space.

72127-164	<div></div> <div></div>	Structure Beige Diffuser Opal
72127-165	<div></div> <div></div>	Structure Brown Diffuser Opal
72127-166	<div></div> <div></div>	Structure Orange Diffuser Opal
72127-167	<div></div> <div></div>	Structure Brown + Orange Diffuser Opal

Material	Structure Silicone Diffuser PEMD
Light Source	1 E27 LED A60 max. 12W
Bulb incl.	No
Recom. Bulb	17070
Class	I
Cable	3m



Beige




Brown



Orange



Brown+Orange



outdoor

Suspended




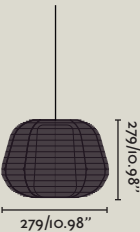
Narita System
Carrasquet

IP65

Narita can be installed as a single pendant with a canopy, or become part of a garland system that links multiple units. Thanks to its clever clip attachment, each light can be hung, moved or removed with ease—offering full freedom to design shifting atmospheres and layered compositions at different heights.

72120	<div></div> <div></div>	Structure Beige Diffuser Opal
72121	<div></div> <div></div>	Structure Black Diffuser Opal
72123	<div></div> <div></div>	Structure Orange Diffuser Opal
72122	<div></div> <div></div>	Structure Rust Brown Diffuser Opal

Material	Structure Stainless Steel Diffuser PEMD
Light Source	1 E27 LED A60 max. 12W
Bulb incl.	No
Recom. Bulb	17070
Class	I
Cable	3m



outdoor

Suspended



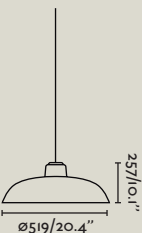

Saga System
Carrasquet

IP65

Operating on 220V, Saga can be connected in sequence to form hanging garlands at different heights. Whether installed with a hook or canopy, it adds a sense of movement and creative freedom to any outdoor environment.

72135	● Structure Beige ● Diffuser Opal
72136	● Structure Black ● Diffuser Opal
72138	● Structure Orange ● Diffuser Opal
72137	● Structure Rust Brown ● Diffuser Opal

Material	Structure Aluminium Diffuser PEMD
Light Source	1 E27 LED A60 max. 12W
Bulb incl.	No
Recom. Bulb	17070
Class	I
Cable	3m




outdoor







Suspended



Nara Fixed S
Carrasquet

IP54









- 72109-155  Shade Beige
 Diffuser Opal
- 72109-156  Shade Black
 Diffuser Opal
- 72109-157  Shade Rust Brown
 Diffuser Opal

Material	Structure Stainless Steel
	Shade Steel
	Diffuser PEMD
Light Source	1 E27 LED A60 max. 12W
Bulb incl.	No
Recom. Bulb	17070
Class	II
Cable	1.2m

Nara Fixed M
Carrasquet

IP54









- 72110-155  Structure Beige
 Diffuser Opal
- 72110-156  Structure Matt Black
 Diffuser Opal
- 72110-157  Structure Rust Brown
 Diffuser Opal

Material	Structure Steel
	Diffuser PEMD
Light Source	1 E27 LED A60 max. 12W
Bulb incl.	No
Recom. Bulb	17070
Class	II

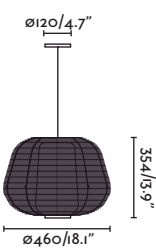
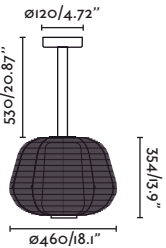
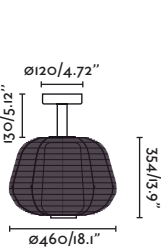

Nara Pendant
Carrasquet

IP65



- 72104-155  Structure Beige
 Diffuser Opal
- 72104-156  Structure Matt Black
 Diffuser Opal
- 72104-157  Structure Rust Brown
 Diffuser Opal

Material	Structure Steel
	Diffuser PEMD
Light Source	1 E27 LED A60 max. 12W
Bulb incl.	No
Recom. Bulb	17070
Class	II
Cable	1.2m




outdoor

Suspended



Saigon Fixed S W100
Nahtrang

IP54



- 71621-08
- Structure Dark Grey
 - Shade Wood
 - Diffuser Opal

Material	Structure Aluminium
	Shade Synthetic Wicker
	Diffuser PEMD
Light Source	1 E27 LED A60 max. 15W
Bulb incl.	No
Recom. Bulb	17463
Class	II

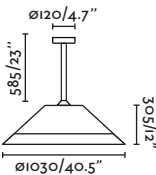
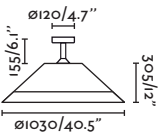
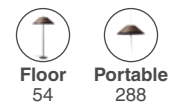
Saigon Fixed M W100
Nahtrang

IP54



- 71622-08
- Structure Dark Grey
 - Shade Wood
 - Diffuser Opal

Material	Structure Aluminium
	Shade Synthetic Wicker
	Diffuser PEMD
Light Source	1 E27 LED A60 max. 15W
Bulb incl.	No
Recom. Bulb	17463
Class	II



Saigon Fixed S C100
Nahtrang

IP54



- 71621-10
 - Structure Dark Grey
 - Shade Beige
 - Diffuser Opal
- 71621-12
 - Structure Dark Grey
 - Shade Green
 - Diffuser Opal
- 71621-14
 - Structure Dark Grey
 - Shade Ochre
 - Diffuser Opal

Material	Structure Aluminium
	Shade Textilene
	Diffuser PEMD
Light Source	1 E27 LED A60 max. 15W
Bulb incl.	No
Recom. Bulb	17463
Class	II

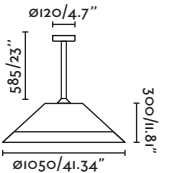
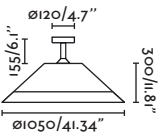
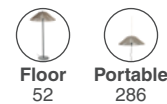
Saigon Fixed M C100
Nahtrang

IP54



- 71622-10
 - Structure Dark Grey
 - Shade Beige
 - Diffuser Opal
- 71622-12
 - Structure Dark Grey
 - Shade Green
 - Diffuser Opal
- 71622-14
 - Structure Dark Grey
 - Shade Ochre
 - Diffuser Opal

Material	Structure Aluminium
	Shade Textilene
	Diffuser PEMD
Light Source	1 E27 LED A60 max. 15W
Bulb incl.	No
Recom. Bulb	17463
Class	II



Saigon Fixed S C70
Nahtrang

IP54



- 71621-09
- Structure Dark Grey
 - Shade Beige
 - Diffuser Opal
- 71621-11
- Structure Dark Grey
 - Shade Green
 - Diffuser Opal
- 71621-13
- Structure Dark Grey
 - Shade Ochre
 - Diffuser Opal

Material	Structure Aluminium
	Shade PP
	Diffuser PEMD
Light Source	1 E27 LED A60 max. 15W
Bulb incl.	No
Recom. Bulb	17463
Class	II

Saigon Fixed M C70
Nahtrang

IP54



- 71622-09
- Structure Dark Grey
 - Shade Beige
 - Diffuser Opal
- 71622-11
- Structure Dark Grey
 - Shade Green
 - Diffuser Opal
- 71622-13
- Structure Dark Grey
 - Shade Ochre
 - Diffuser Opal

Material	Structure Aluminium
	Shade PP
	Diffuser PEMD
Light Source	1 E27 LED A60 max. 15W
Bulb incl.	No
Recom. Bulb	17463
Class	II

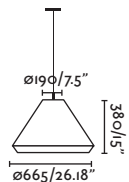
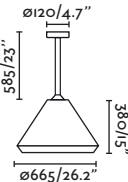
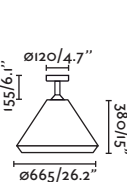
Saigon C70
Nahtrang

IP65



- 71579C-09
- Structure Dark Grey
 - Shade Beige
 - Diffuser Opal
- 71579C-11
- Structure Dark Grey
 - Shade Green
 - Diffuser Opal
- 71579C-13
- Structure Dark Grey
 - Shade Ochre
 - Diffuser Opal

Material	Structure Aluminium
	Shade PP
	Diffuser PEMD
Light Source	1 E27 LED A60 max. 15W
Bulb incl.	No
Recom. Bulb	17463
Class	II
Cable	1.2m




outdoor

Suspended



Saigon Fixed S W70
Nahtrang

IP54



- 71621-07
- Structure Dark Grey
 - Shade Wood
 - Diffuser Opal

Material	Structure Aluminium
	Shade Synthetic Wicker
	Diffuser PEMD
Light Source	1 E27 LED A60 max. 15W
Bulb incl.	No
Recom. Bulb	17463
Class	II

Saigon Fixed M W70
Nahtrang

IP54



- 71622-07
- Structure Dark Grey
 - Shade Wood
 - Diffuser Opal

Material	Structure Aluminium
	Shade Synthetic Wicker
	Diffuser PEMD
Light Source	1 E27 LED A60 max. 15W
Bulb incl.	No
Recom. Bulb	17463
Class	II

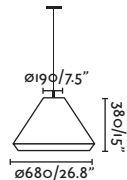
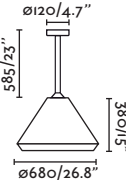
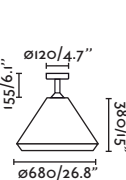
Saigon W70
Nahtrang

IP65



- 71579C-07
- Structure Dark Grey
 - Shade Brown
 - Diffuser Opal

Material	Structure Aluminium
	Shade Synthetic Wicker
	Diffuser PEMD
Light Source	1 E27 LED A60 max. 15W
Bulb incl.	No
Recom. Bulb	17463
Class	II
Cable	1.2m



outdoor

Suspended



Saigon Fixed S T70
Nahtrang


IP54

Saigon Fixed M T70
Nahtrang

IP54

Saigon T70
Nahtrang

IP65



- 71621-05
- Structure Dark Grey
 - Shade Cream
 - Diffuser Opal
- 71621-06
- Structure Dark Grey
 - Shade Brown
 - Diffuser Opal



- 71622-05
- Structure Dark Grey
 - Shade Cream
 - Diffuser Opal
- 71622-06
- Structure Dark Grey
 - Shade Brown
 - Diffuser Opal

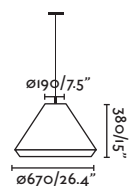
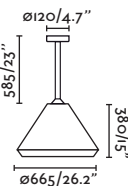
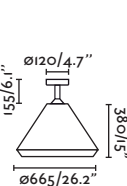


- 71579C-05
- Structure Dark Grey
 - Shade Cream
 - Diffuser Opal
- 71579C-06
- Structure Dark Grey
 - Shade Brown
 - Diffuser Opal

Material	Structure Aluminium
	Shade Textilene
	Diffuser PEMD
Light Source	1 E27 LED A60 max. 15W
Bulb incl.	No
Recom. Bulb	17463
Class	II

Material	Structure Aluminium
	Shade Textilene
	Diffuser PEMD
Light Source	1 E27 LED A60 max. 15W
Bulb incl.	No
Recom. Bulb	17463
Class	II

Material	Structure Aluminium
	Shade Textilene
	Diffuser PEMD
Light Source	1 E27 LED A60 max. 15W
Bulb incl.	No
Recom. Bulb	17463
Class	II
Cable	1.2m



outdoor

Suspended



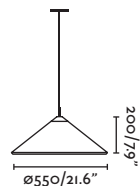

Saigon R55
Nahtrang

IP65



71579-02 ● Structure Dark Grey
● Shade White

Material	Structure Aluminium
	Shade PEMD
Light Source	1 E27 LED A60 max. 15W
Bulb incl.	No
Recom. Bulb	17463
Class	II
Cable	1.2m



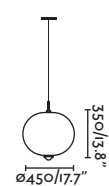

Saigon R45
Nahtrang

IP65 IK06



71579C-04 ● Structure Dark Grey
● Shade White

Material	Structure Aluminium
	Shade PEMD
Light Source	1 E27 LED A60 max. 15W
Bulb incl.	No
Recom. Bulb	17463
Class	II
Cable	1.2m



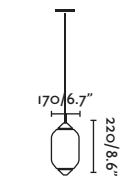

Saigon R17
Nahtrang

IP65



71579C-03 ● Structure Dark Grey
● Shade White

Material	Structure Aluminium
	Shade PEMD
Light Source	1 E27 LED A60 max. 15W
Bulb incl.	No
Recom. Bulb	17463
Class	II
Cable	1.2m



outdoor

Suspended



Saigon C100 Portable
Nahtrang



- 71584-10
 - Structure Dark Grey
 - Shade Beige
 - Diffuser Opal
- 71584-12
 - Structure Dark Grey
 - Shade Green
 - Diffuser Opal
- 71584-14
 - Structure Dark Grey
 - Shade Ochre
 - Diffuser Opal

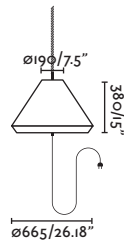
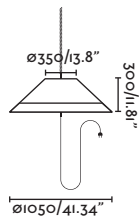
Material	Structure Aluminium
	Shade PP
	Diffuser PEMD
Light Source	1 E27 LED A60 max. 15W
Bulb incl.	No
Recom. Bulb	17463
Class	II
Cable	3m

Saigon C70 Portable
Nahtrang



- 71584-09
 - Structure Dark Grey
 - Shade Beige
 - Diffuser Opal
- 71584-11
 - Structure Dark Grey
 - Shade Green
 - Diffuser Opal
- 71584-13
 - Structure Dark Grey
 - Shade Ochre
 - Diffuser Opal

Material	Structure Aluminium
	Shade PP
	Diffuser PEMD
Light Source	1 E27 LED A60 max. 15W
Bulb incl.	No
Recom. Bulb	17463
Class	II
Cable	3m



outdoor

Suspended




Saigon W100 Portable
Nahrang



- 71584-08
- Structure Dark Grey
 - Shade Brown
 - Diffuser Opal

Material	Structure Aluminium
	Shade Synthetic Wicker
	Diffuser PEMD
Light Source	1 E27 LED A60 max. 15W
Bulb incl.	No
Recom. Bulb	17463
Class	II
Cable	3m

Saigon W70 Portable
Nahrang



- 71584-07
- Structure Dark Grey
 - Shade Brown
 - Diffuser Opal

Material	Structure Aluminium
	Shade Synthetic Wicker
	Diffuser PEMD
Light Source	1 E27 LED A60 max. 15W
Bulb incl.	No
Recom. Bulb	17463
Class	II
Cable	3m

Saigon T70 Portable
Nahrang

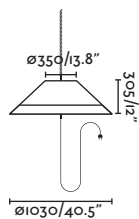


- 71584-05
- Structure Dark Grey
 - Shade Cream
 - Diffuser Opal
- 71584-06
- Structure Dark Grey
 - Shade Brown
 - Diffuser Opal


Material	Structure Aluminium
	Shade Textilene
	Diffuser PEMD
Light Source	1 E27 LED A60 max. 15W
Bulb incl.	No
Recom. Bulb	17463
Class	II
Cable	3m



Floor
54



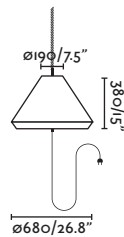
Floor
54



Suspended
280



Spike
250



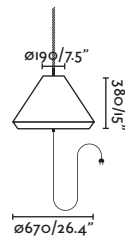
Floor
56



Suspended
282



Spike
250



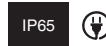
Saigon R55 Portable
Nahtrang



71584-01 ● Structure Dark Grey
● Shade White

Material	Structure Aluminium
	Shade PEMD
Light Source	1 E27 LED A60 max. 15W
Bulb incl.	No
Recom. Bulb	17463
Class	II
Cable	3m

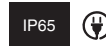
Saigon R45 Portable
Nahtrang



71584-04 ● Structure Dark Grey
● Shade White

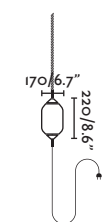
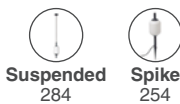
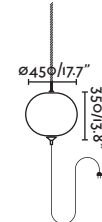

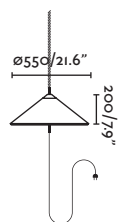

Material	Structure Aluminium
	Shade PEMD
Light Source	1 E27 LED A60 max. 15W
Bulb incl.	No
Recom. Bulb	17463
Class	II
Cable	3m

Saigon R17 Portable
Nahtrang



71584-03 ● Structure Dark Grey
● Shade White

Material	Structure Aluminium
	Shade PEMD
Light Source	1 E27 LED A60 max. 15W
Bulb incl.	No
Recom. Bulb	17463
Class	II
Cable	3m



Blubs
Estudi Ribaudí

IP44



74427C-03 ● Structure Dark Grey
 ● Diffuser Opal

Material	Structure Aluminium
	Diffuser PMMA
Light Source	1 E27 LED T45 max. 15W
Bulb incl.	No
Recom. Bulb	17437
Class	I

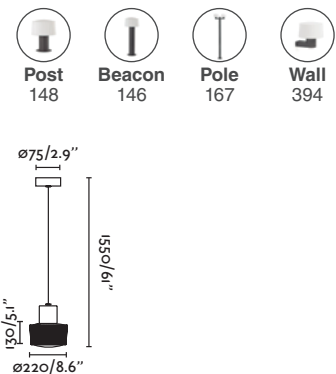
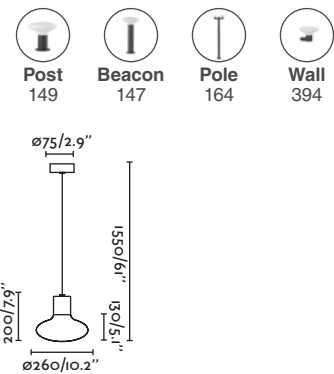
Muffin
Àlex & Manel Llusà

IP44



74427C-04 ● Structure Dark Grey
 ● Diffuser Opal

Material	Structure Aluminium
	Diffuser PMMA
Light Source	1 E27 LED T45 max. 15W
Bulb incl.	No
Recom. Bulb	17437
Class	I



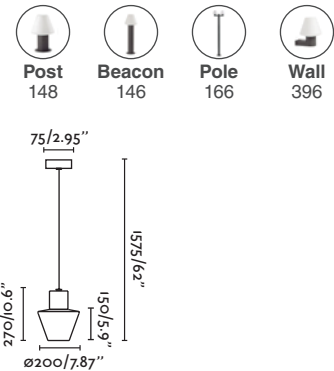
Mistu
Faro Lab

IP44



74427C-02 ● Structure Dark Grey
 ● Diffuser Opal

Material	Structure Aluminium
	Diffuser PMMA
Light Source	1 E27 LED T45 max. 15W
Bulb incl.	No
Recom. Bulb	17437
Class	I



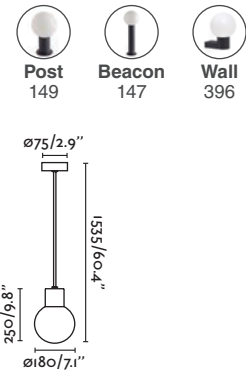
Moon
Faro Lab

IP44



74427C-01 ● Structure Dark Grey
 ● Diffuser Opal

Material	Structure Aluminium
	Diffuser PMMA
Light Source	1 E27 LED T45 max. 15W
Bulb incl.	No
Recom. Bulb	17437
Class	I



Nautica 260

IP33



- 71106

Structure

Matt White + Matt Copper
- Diffuser

Transparent
- 71138
- Structure
- Rust Brown
- Diffuser

Transparent

Material	Structure Steel
	Diffuser Glass
Light Source	1 E27 LED A60 max. 15W
Bulb incl.	No
Recom. Bulb	17463
Class	I
Cable	1m

Nautica 340

IP33



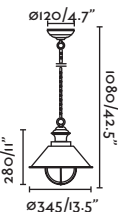
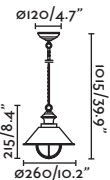

- 71139

Structure

Rust Brown
- Diffuser

Transparent

Material	Structure Steel
	Diffuser Glass
Light Source	1 E27 LED A60 max. 15W
Bulb incl.	No
Recom. Bulb	17463
Class	I
Cable	1m

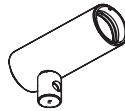


outdoor

Suspended



Clap
6W



FINISH

White



Black



Rust
Brown

COLOR TEMPERATURE

2700K CRI80

3000K CRI80

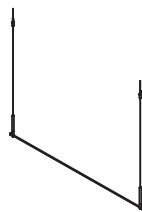
BEAM ANGLE

15°

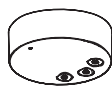
24°

38°

ACCESSORIES




Suspended



Canopy

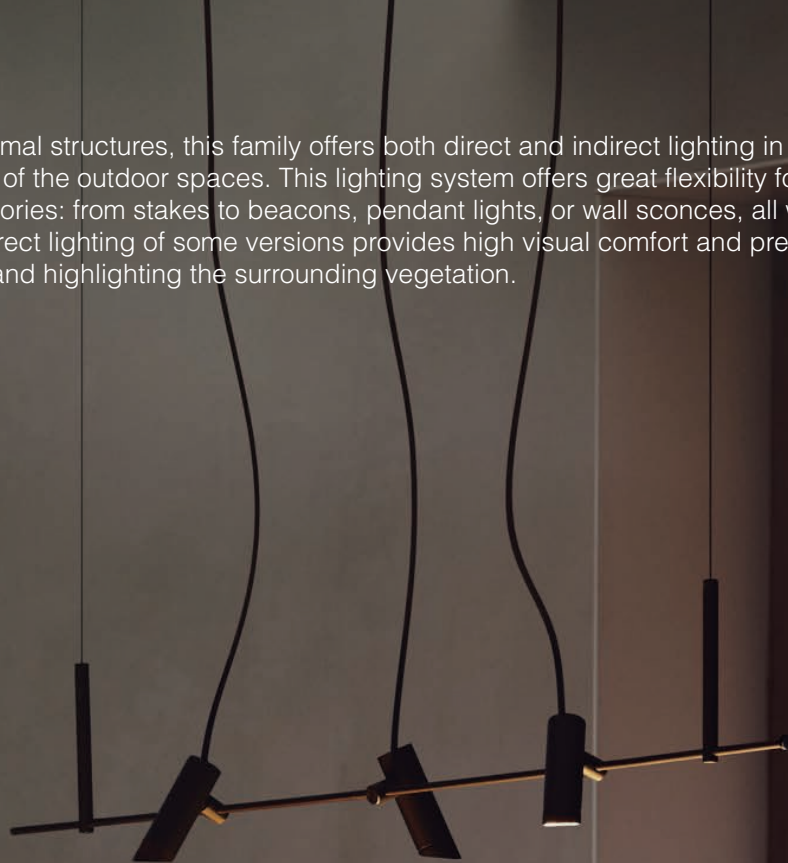


Visor



24V Power Supply

With pure design and minimal structures, this family offers both direct and indirect lighting in its various versions, transforming every corner of the outdoor spaces. This lighting system offers great flexibility for project design thanks to its diverse categories: from stakes to beacons, pendant lights, or wall sconces, all with a distinctive and refined aesthetic. The indirect lighting of some versions provides high visual comfort and prevents glare, while eliminating light pollution and highlighting the surrounding vegetation.



CLAP

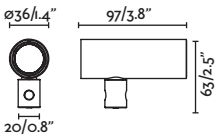
Faro Lab

CLAP

Projector

IP65 no incl. DIM 360° 360°

Material	Structure Aluminium
Power	6W
Light Source	COB LED 2700K
Class	III
CRI	>80
Voltage	24VDC
Cable	2m



Family	Finish	Color T	Beam Angle
75702- Clap Projector	2 Black	2 2700K	1 15°
	3 White	3 3000K	2 24°
	4 Rust Brown		3 38°

<p>COB LED 6W CRI>80 481lm 2700K</p> <p>15° COB LED 6W CRI>80 496lm 3000K</p>	<p>COB LED 6W CRI>80 553lm 2700K</p> <p>24° COB LED 6W CRI>80 570lm 3000K</p>	<p>COB LED 6W CRI>80 508lm 2700K</p> <p>38° COB LED 6W CRI>80 524lm 3000K</p>
---	---	---

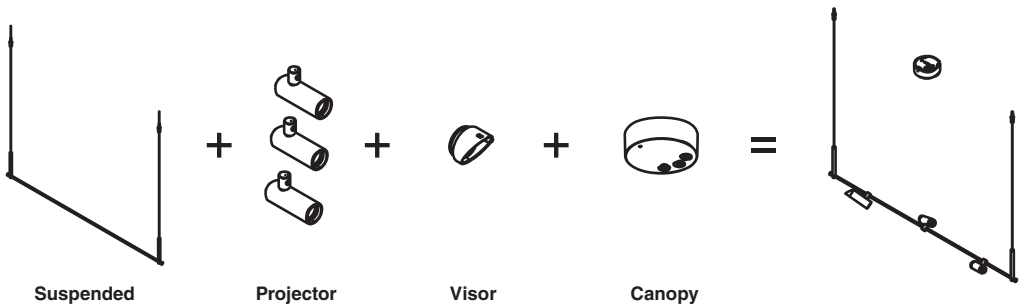
Visor Accessory



75714-2	● Structure Black
75714-4	● Structure Rust Brown

Optional drivers *Remote drivers

24VDC 6W 220/240V	1-5 units on/off IP67	98324026
	1-15 units on/off IP67	98324099



outdoor

Suspended

CLAP

Suspended accessory



Example: 75702-223 x3 + 75714-2 + 75711-2 + 75713-2
Clap projector black 2700K 38° + visor + suspended + canopy

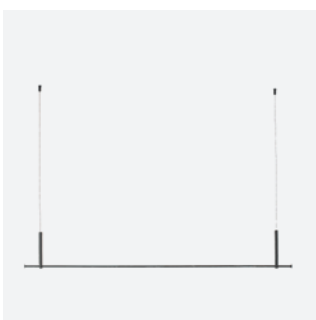
Suspended *Use with x3 projectors max.



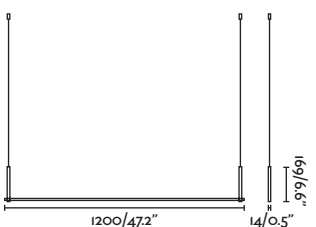
Example: 75702-223 x3 + 75714-2 + 75711-2 + 75713-2
Clap projector black 2700K 38° + visor + suspended + canopy


Canopy *Use with x3 projectors max.

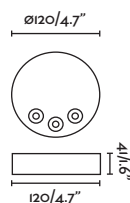
IP65  incl.



75711-1  White
75711-2  Black



75713-1  White
75713-2  Black




Scuba Louver 1200

IP65 IK10 incl.

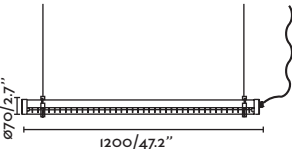


75758-01

● Structure Black
● Diffuser Transparent



Material	Structure Aluminium
	Diffuser PC
Power	36W
Lumen Output	1575lm
Light Source	SMD LED 2700K
Class	I
CRI	>90
Voltage	220V-240V/50/60Hz
Beam angle	80x130°
Cable	3m



outdoor

Suspended



Scuba 600

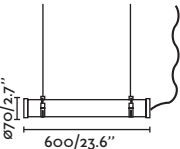
IP66 IK10 incl.



75753 Structure Chrome
Diffuser Opal

Material	Structure Stainless Steel 316L
	Diffuser PC
Power	20W
Lumen Output	3200lm
Light Source	SMD LED 3000K
Class	I
CRI	>80
Voltage	100V-240V/50/60Hz
Beam angle	120°
Cable	3m

Scuba Canopy Accessory	
75755	● Matt Black
Material	Structure Aluminium



300

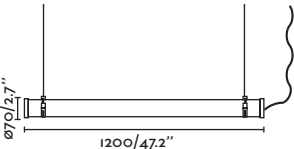
Scuba 1200

IP66 IK10 incl.



75754 Structure Chrome
Diffuser Opal

Material	Structure Stainless Steel 316L
	Diffuser PC
Power	36W
Lumen Output	5760lm
Light Source	SMD LED 3000K
Class	I
CRI	>80
Voltage	100V-240V/50/60Hz
Beam angle	120°
Cable	3m



outdoor

Suspended





OUTDOOR

LIGHTING

CEILING

Puk
4.5W

Puk
7W



ø58



ø76

FINISH

☐ White

☒ Black

COLOR TEMPERATURE

2700K CRI90

3000K CRI90

BEAM ANGLE

15°

30°

50°

outdoor

Ceiling



Puk 58

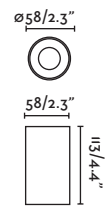
IP65

IK06


incl.

SEA SIDE
SUITABLE

Material	Structure Aluminium
	Diffuser Glass
Power	4,5W
Light Source	COB LED
Class	I
CRI	>80
Voltage	220V-240V/50/60Hz




Family	Finish	Color T	Beam Angle
75304- Puk Ceiling ø58 4.5W	1 White	2 2700K	1 15°
	2 Black	3 3000K	2 30°
			3 50°




COB LED 4,5W CRI>80
297lm 2700K

15°

COB LED 4,5W CRI>80
307lm 3000K

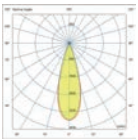





COB LED 4,5W CRI>80
341lm 2700K

30°

COB LED 4,5W CRI>80
352lm 3000K






COB LED 4,5W CRI>80
350lm 2700K

50°

COB LED 4,5W CRI>80
361lm 3000K



Puk 76

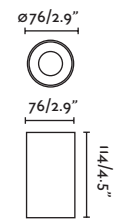
IP65

IK06


incl.

SEA SIDE
SUITABLE

Material	Structure Aluminium
	Diffuser Glass
Power	7W
Light Source	COB LED
Class	I
CRI	>80
Voltage	220V-240V/50/60Hz




Family	Finish	Color T	Beam Angle
75305- Puk Ceiling ø76 7W	1 White	2 2700K	1 15°
	2 Black	3 3000K	2 30°
			3 50°



COB LED 7W CRI>80
573lm 2700K

15°


COB LED 7W CRI>80
591lm 3000K



COB LED 7W CRI>80
610lm 2700K

30°


COB LED 7W CRI>80
629lm 3000K



COB LED 7W CRI>80
620lm 2700K

50°

COB LED 7W CRI>80
640lm 3000K



307

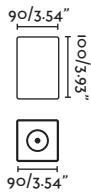
Tami

IP54  incl.



70799 ● Structure Dark Grey
 ● Diffuser Transparent

Material	Structure Aluminium
	Diffuser Glass
Power	9W
Lumen Output	600lm
Light Source	COB LED 3000K
Class	I
CRI	>80
Voltage	100V-240V/50/60Hz
Beam angle	40°



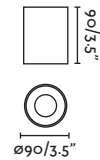
Goz

IP65  incl.



70575 ● Structure Dark Grey
 ● Diffuser Transparent

Material	Structure Aluminium
	Diffuser Glass
Power	9W
Lumen Output	646lm
Light Source	COB LED 3000K
Class	I
CRI	>80
Voltage	100V-240V/50/60Hz
Beam angle	18°



outdoor

Ceiling



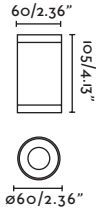
Olot

IP44



- 71372 ● Structure Matt White ● Diffuser Transparent
- 71374 ● Structure Dark Grey ● Diffuser Transparent

Material	Structure Aluminium
	Diffuser Glass
Light Source	1 GU10 LED PAR16 max. 8W
Bulb incl.	No
Recom. Bulb	17333
Class	I



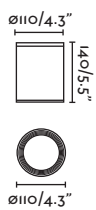
Tasa

IP44 IK06



- 70806 ● Structure Dark Grey ● Diffuser Transparent
- 70821 ● Structure Matt White ● Diffuser Transparent

Material	Structure Aluminium
	Diffuser Glass
Light Source	1 E27 LED PAR30 max. 15W
Bulb incl.	No
Recom. Bulb	97687127
Class	I



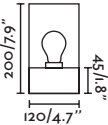

Kila 200

IP65



- 71740 ● Structure Dark Grey ● Diffuser Transparent
- 71741 ● Structure Dark Grey ● Diffuser Smoked
- 71742 ● Structure Dark Grey ● Diffuser Amber

Material	Structure Aluminium
	Diffuser Glass
Light Source	1 E27 LED A60 max. 15W
Bulb incl.	No
Recom. Bulb	17463
Class	I




outdoor

Ceiling




Scuba Louver 1200

IP65 IK10  incl.

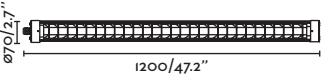


75758  **Structure** Black
 **Diffuser** Transparent

Material	Structure Aluminium
	Diffuser PC
Power	36W
Lumen Output	2888lm
Light Source	SMD LED 2700K
Class	I
CRI	>90
Voltage	220V-240V/50/60Hz
Beam angle	80x130°
Cable	3m



Ceiling 298
Wall 328



outdoor

Ceiling



Anga 240

IP44 IK03 incl.



72353 **Structure** Dark Grey
Diffuser Opal

Material	Structure Concrete
	Diffuser PMMA
Power	18W
Lumen Output	1174lm
Light Source	SMD LED 2700K
Class	I
CRI	>80
Voltage	220V-240V/50/60Hz

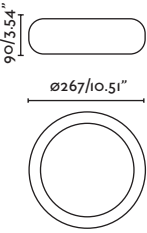
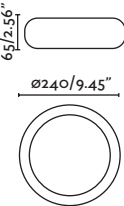
Anga 295

IP44 IK03 incl.



72354 **Structure** White
Diffuser Opal
72355 **Structure** Dark Grey
Diffuser Opal

Material	Structure Concrete
	Diffuser PMMA
Power	24W
Lumen Output	1355lm
Light Source	SMD LED 2700K
Class	I
CRI	>80
Voltage	220V-240V/50/60Hz



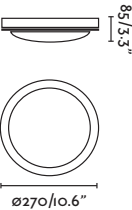
Dakron

IP65 IK10 SEA SIDE SUITABLE



70722 Structure Matt White
Diffuser Opal

Material	Structure ABS
	Diffuser PC
Light Source	1 E27 LED A60 max. 15W
Bulb incl.	No
Recom. Bulb	17463
Class	II



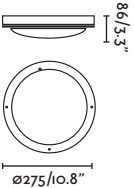
Yen

IP54 IK10



70690 Structure Grey
Diffuser Opal

Material	Structure Aluminium
	Diffuser PC
Light Source	1 E27 LED A60 max. 15W
Bulb incl.	No
Recom. Bulb	17463
Class	I





OUTDOOR

LIGHTING

WALL

Grot 160 Wall
Faro Lab

IP55

IK06



SEA SIDE
SUITABLE

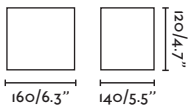
IP68
CONNECTOR



75630 2700K 122lm	● Structure Grey
75633 3000K 173lm	● Structure Grey



Material	Structure Concrete
Power	6,5W
Light Source	SMD LED
Class	II
CRI	≥80
Voltage	100V-277V/50/60Hz

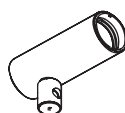


outdoor

Surface



Clap
6W



FINISH

White

● Black

● Rust
Brown

COLOR TEMPERATURE

2700K CRI80

3000K CRI80

BEAM ANGLE

15°

24°

38°

ACCESSORIES



Wall/Projector



Lineal Wall/Ceiling



Indirect Light Plate
ø310




Indirect Light Plate
ø400



Canopy



Visor



24V Power Supply

With pure design and minimal structures, this family offers both direct and indirect lighting in its various versions, transforming every corner of the outdoor spaces. This lighting system offers great flexibility for project design thanks to its diverse categories: from stakes to beacons, pendant lights, or wall sconces, all with a distinctive and refined aesthetic. The indirect lighting of some versions provides high visual comfort and prevents glare, while eliminating light pollution and highlighting the surrounding vegetation.

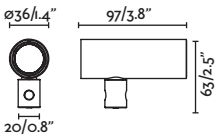
CLAP
Faro Lab

CLAP

Projector

IP65 no incl. DIM 360° 360°

Material	Structure Aluminium
Power	6W
Light Source	COB LED 2700K
Class	III
CRI	>80
Voltage	24VDC
Cable	2m



Family	Finish	Color T	Beam Angle
75702- Clap Projector	2 Black	2 2700K	1 15°
	3 White	3 3000K	2 24°
	4 Rust Brown		3 38°

<p>COB LED 6W CRI>80 481lm 2700K</p> <p>15°</p> <p>COB LED 6W CRI>80 496lm 3000K</p>	<p>COB LED 6W CRI>80 553lm 2700K</p> <p>24°</p> <p>COB LED 6W CRI>80 570lm 3000K</p>	<p>COB LED 6W CRI>80 508lm 2700K</p> <p>38°</p> <p>COB LED 6W CRI>80 524lm 3000K</p>
--	--	--

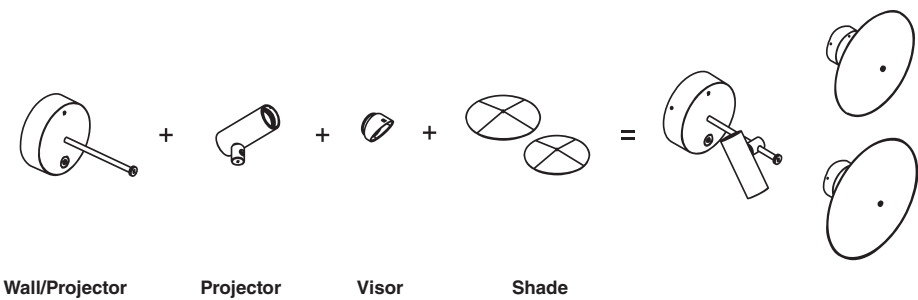
Visor Accessory



75714-2	● Structure Black
75714-4	● Structure Rust Brown

Optional drivers *Remote drivers

24VDC 6W 220/240V	1-5 units	on/off	IP67	98324026
	1-15 units	on/off	IP67	98324099



CLAP

Wall/Projector accessory

outdoor

Surface



Example: 75702-223 + 75710-2
Clap projector black 2700K 38° + wall/projector black



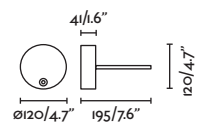
Example: 75702-223 + 75707-2 + 75710-2
Clap projector black 2700K 38° + wall/projector black + shade 310

Wall/Projector *Use with 1 projector max.



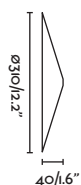
75710-1 ● White
75710-2 ● Black

IP65



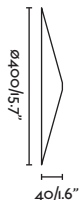
75707-2 ● Black

W. ø310 mm



75706-2 ● Black

W. ø400 mm

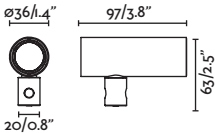


CLAP

Projector

IP65 no incl. DIM 360° 360°

Material	Structure Aluminium
Power	6W
Light Source	COB LED 2700K
Class	III
CRI	>80
Voltage	24VDC
Cable	2m



Family	Finish	Color T	Beam Angle
75702- Clap Projector	2 Black	2 2700K	1 15°
	3 White	3 3000K	2 24°
	4 Rust Brown		3 38°

<p>COB LED 6W CRI>80 481lm 2700K</p> <p>15° COB LED 6W CRI>80 496lm 3000K</p>	<p>COB LED 6W CRI>80 553lm 2700K</p> <p>24° COB LED 6W CRI>80 570lm 3000K</p>	<p>COB LED 6W CRI>80 508lm 2700K</p> <p>38° COB LED 6W CRI>80 524lm 3000K</p>
---	---	---

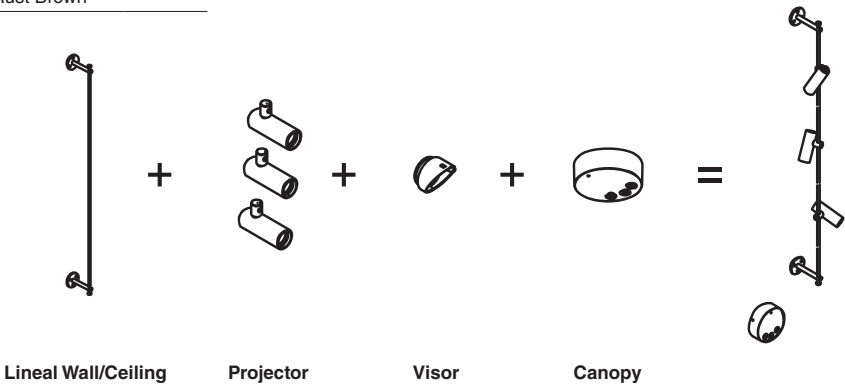
Visor Accessory



75714-2	● Structure Black
75714-4	● Structure Rust Brown

Optional drivers *Remote drivers

24VDC 6W 220/240V	1-5 units on/off IP67	98324026
	1-15 units on/off IP67	98324099



CLAP
Linear Wall/Ceiling accessory



Example: 75702-223 x3 + 75712-2 + 75713-2
Clap projector black 2700K 38° + lineal wall/ceiling black + canopy

Linear Wall/Ceiling *Use with x3 projectors max.



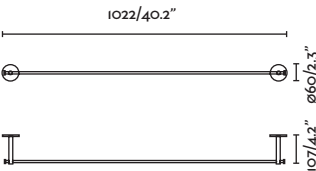
Example: 75702-223 x3 + 75712-2 + 75713-2
Clap projector black 2700K 38° + lineal wall/ceiling black + canopy

Canopy *Use with x3 projectors max.

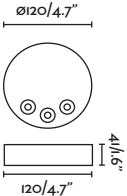
IP65  incl.



75712-1  White
75712-2  Black



75713-1  White
75713-2  Black



Lime 600

IP65

IK06

incl.

DIM

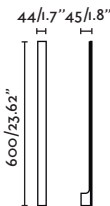


71800

● Structure Black

● Diffuser Translucent

Material	Structure Aluminium
	Diffuser PMMA
Power	6W
Lumen Output	479/500/531lm
Light Source	SMD LED 2700/ 3000/ 4000K
Class	I
CRI	90
Voltage	220V-240V/50/60Hz



Lime 900

IP65

IK06

incl.

DIM

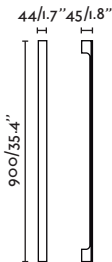


71803

● Structure Black

● Diffuser Translucent

Material	Structure Aluminium
	Diffuser PMMA
Power	10W
Lumen Output	730/772/816lm
Light Source	SMD LED 2700/ 3000/ 4000K
Class	I
CRI	90
Voltage	220V-240V/50/60Hz



outdoor

Surface





Scuba Louver 600

IP65 IK10  incl.



75756  **Structure** Black
 **Diffuser** Transparent

Material	Structure Aluminium
	Diffuser PC
Power	12W
Lumen Output	772lm
Light Source	SMD LED 2700K
Class	I
CRI	>90
Voltage	220V-240V/50/60Hz
Beam angle	60°
Cable	1.5m



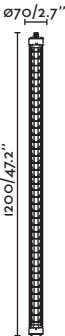
Scuba Louver 1200

IP65 IK10  incl.



75757  **Structure** Black
 **Diffuser** Transparent

Material	Structure Aluminium
	Diffuser PC
Power	20W
Lumen Output	1353lm
Light Source	SMD LED 2700K
Class	I
CRI	>90
Voltage	220V-240V/50/60Hz
Beam angle	60°
Cable	1.5m





Scuba 600

IP65 IK10  incl.



75750  Structure Chrome
 Diffuser Opal

Scuba 1200



IP65 IK10  incl.



75751  Structure Chrome
 Diffuser Opal

Material	Structure Stainless Steel 316L
	Diffuser PC
Power	12W
Lumen Output	1575lm
Light Source	SMD LED 3000K
Class	I
CRI	>80
Voltage	100V-240V/50/60Hz
Beam angle	120°
Cable	3m

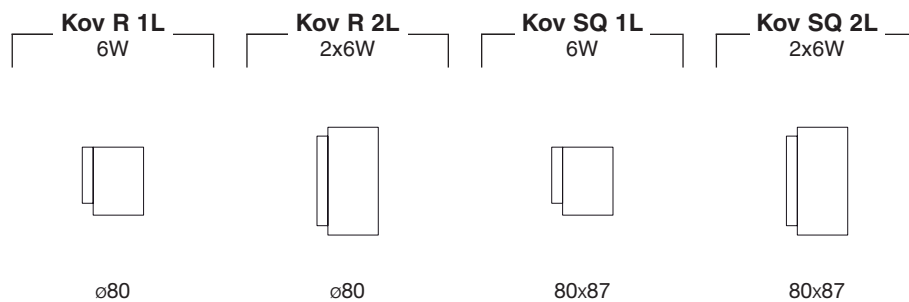
Material	Structure Stainless Steel 316L
	Diffuser PC
Power	20W
Lumen Output	2787lm
Light Source	SMD LED 3000K
Class	I
CRI	>80
Voltage	100V-240V/50/60Hz
Beam angle	120°
Cable	3m



outdoor

Surface





FINISH

☐ White ☒ Black

COLOR TEMPERATURE

2700K CRI80

3000K CRI80

BEAM ANGLE





outdoor

Surface

Kov R 1L

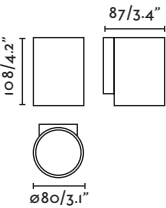
IP65

IK05


incl.

SEA SIDE
SUITABLE

Material	Structure Aluminium
Power	6W
Light Source	COB LED
Class	I
CRI	>80
Voltage	220V-240V/50/60Hz





Family	Finish	Color T	Beam Angle
71790- Kov Rounded 1 light	1 White	2 2700K	1 14°
	2 Black	3 3000K	2 22°
			3 30°



COB LED 6W CRI>80
747lm 2700K


14° COB LED 6W CRI>80
791lm 3000K






COB LED 6W CRI>80
785lm 2700K


22° COB LED 6W CRI>80
831lm 3000K





COB LED 6W CRI>80
835lm 2700K

30° COB LED 6W CRI>80
884lm 3000K



Kov R 2L

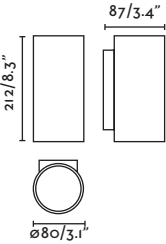
IP65

IK05

incl.


SEA SIDE
SUITABLE

Material	Structure Aluminium
Power	2x6W
Light Source	COB LED
Class	I
CRI	>80
Voltage	220V-240V/50/60Hz



Family	Finish	Color T	Beam Angle*
71791- Kov Rounded 2 lights	1 White	2 2700K	1 14°/14°
	2 Black	3 3000K	2 14°/22°
			3 22°/22°
			4 22°/30°
			5 30°/30°
			6 30°/14°


*NOTE: You can choose the same or different beam angle for each side of the product




COB LED 2x6W CRI>80
1214lm 2700K

14°

COB LED 2x6W CRI>80
1291lm 3000K







COB LED 2x6W CRI>80
1304lm 2700K

22°

COB LED 2x6W CRI>80
1386lm 3000K

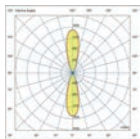




COB LED 2x6W CRI>80
1387lm 2700K

30°

COB LED 2x6W CRI>80
1474lm 3000K



Kov SQ 1L

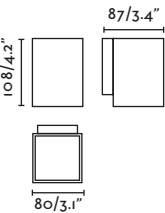
IP65

IK05


incl.

SEA SIDE
SUITABLE

Material	Structure Aluminium
Power	6W
Light Source	COB LED
Class	I
CRI	>80
Voltage	220V-240V/50/60Hz





Family	Finish	Color T	Beam Angle
71792- Kov Squared 1 light	1 White	2 2700K	1 14°
	2 Black	3 3000K	2 22°
			3 30°



COB LED W CRI>80
747lm 2700K


14° COB LED 6W CRI>80
791lm 3000K






COB LED W CRI>80
785lm 2700K


22° COB LED 6W CRI>80
831lm 3000K





COB LED 6W CRI>80
835lm 2700K

30° COB LED 6W CRI>80
884lm 3000K



Kov R 1L

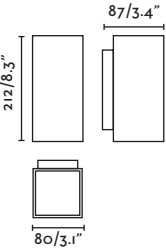
IP65

IK05

incl.


SEA SIDE
SUITABLE

Material	Structure Aluminium
Power	2x6W
Light Source	COB LED
Class	I
CRI	>80
Voltage	220V-240V/50/60Hz




Family	Finish	Color T	Beam Angle
71793- Kov Squared 2 lights	1 White	2 2700K	1 14°/14°
	2 Black	3 3000K	2 14°/22°
			3 22°/22°
			4 22°/30°
			5 30°/30°
			6 30°/14°


*NOTE: You can choose the same or different beam angle for each side of the product




COB LED 2x6W CRI>80
1259lm 2700K




COB LED 2x6W CRI>80
1291lm 3000K







COB LED 2x6W CRI>80
1304lm 2700K




COB LED 2x6W CRI>80
1386lm 3000K






COB LED 2x6W CRI>80
1387lm 2700K



COB LED 2x6W CRI>80
1474lm 3000K



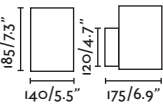
Thon 1L

IP55 IK06 incl.



70283 Structure Dark Grey
Diffuser Opal

Material	Structure Aluminium
	Diffuser Glass
Power	15W
Lumen Output	825lm
Light Source	COB LED 3000K
Class	I
CRI	>80
Voltage	220V-240V/50/60Hz
Beam angle	18°



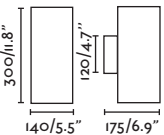
Thon 2L

IP55 IK06 incl.



70284 Structure Dark Grey
Diffuser Opal

Material	Structure Aluminium
	Diffuser Glass
Power	2x15W
Lumen Output	2x859lm
Light Source	COB LED 3000K
Class	I
CRI	>80
Voltage	220V-240V/50/60Hz
Beam angle	18°



Tond 1L

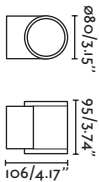
IP54 IK06 incl.



71915
2700K 220lm
71916
3000K 234,9lm

● **Structure** Dark Grey
● **Diffuser** Transparent
● **Structure** Dark Grey
● **Diffuser** Transparent

Material	Structure Aluminium
	Diffuser Glass
Power	6W
Light Source	COB LED
Class	I
CRI	≥80
Voltage	220V-240V/50/60Hz
Beam angle	50°



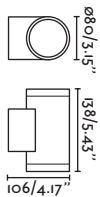
Tond 2L

IP54 IK06 incl. **SEA SIDE SUITABLE**



71918
● **Structure** Dark Grey
● **Diffuser** Transparent

Material	Structure Aluminium
	Diffuser Glass
Power	2x6W
Lumen Output	422lm
Light Source	COB LED 3000K
Class	I
CRI	≥80
Voltage	220V-240V/50/60Hz
Beam angle	50°



Estela 1L

IP65



70322	● Structure Black ● Diffuser Transparent
70324	● Structure Rust Brown ● Diffuser Transparent
70323	● Structure White ● Diffuser Transparent

Material	Structure Aluminium Diffuser Glass
Light Source	1 GU10 LED max. 5W
Bulb incl.	No
Recom. Bulb	17334
Class	I

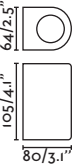
Estela 2L

IP65



70327	● Structure Black ● Diffuser Transparent
70329	● Structure Rust Brown ● Diffuser Transparent
70328	● Structure White ● Diffuser Transparent

Material	Structure Aluminium Diffuser Glass
Light Source	2 GU10 LED max. 5W
Bulb incl.	No
Recom. Bulb	17334
Class	I





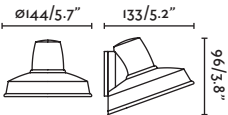
Bronx
Àlex & Manel Lluscà

IP44



71194	<div><div></div> Structure Brown</div> <div><div></div> Diffuser Transparent</div>
71195	<div><div></div> Structure White</div> <div><div></div> Diffuser Transparent</div>
71196	<div><div></div> Structure Dark Grey</div> <div><div></div> Diffuser Transparent</div>

Material	Structure Aluminium
	Diffuser Glass
Light Source	1 GU10 LED PAR16 max. 5W
Bulb incl.	No
Recom. Bulb	17334
Class	I



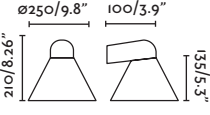
Pals
Faro Lab

IP65 IK06



70290	<div><div></div> Structure Matt White</div> <div><div></div> Diffuser Opal</div>
70291	<div><div></div> Structure Dark Grey</div> <div><div></div> Diffuser Opal</div>

Material	Structure Aluminium
	Diffuser Glass
Light Source	1 E27 LED A60 max. 15W
Bulb incl.	No
Recom. Bulb	17463
Class	I



outdoor

Surface



Steps 2L
Estudi Ribaudí

IP44 IK06



75500	<div><div></div>Structure Matt White</div> <div><div></div>Diffuser Transparent</div>
75501	<div><div></div>Structure Dark Grey</div> <div><div></div>Diffuser Transparent</div>

Material	Structure Aluminium
	Diffuser Glass
Light Source	2 GU10 LED PAR16 max. 8W
Bulb incl.	No
Recom. Bulb	17333
Class	I

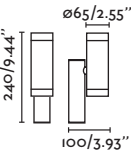
Steps 4L
Estudi Ribaudí

IP44

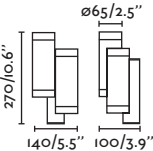


75502	<div><div></div>Structure Matt White</div> <div><div></div>Diffuser Transparent</div>
75503	<div><div></div>Structure Dark Grey</div> <div><div></div>Diffuser Transparent</div>

Material	Structure Aluminium
	Diffuser Glass
Light Source	4 GU10 LED PAR16 max. 8W
Bulb incl.	No
Recom. Bulb	17333
Class	I



Blind Cap included



Blind Cap included

outdoor

Surface



Proa
Àlex & Manel Llusçà

IP44



74400 ● Structure Dark Grey
 ● Diffuser Transparent

Material	Structure Aluminium
	Diffuser Glass
Light Source	1 GU10 LED PAR16 max. 8W
Bulb incl.	No
Recom. Bulb	17334
Class	I

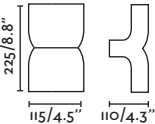
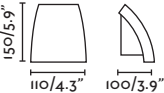
Klamp 2L
Àlex & Manel Llusçà

IP44



74408 ● Structure Dark Grey
 ● Diffuser Transparent

Material	Structure Aluminium
	Diffuser Glass
Light Source	2 GU10 LED PAR16 max. 8W
Bulb incl.	No
Recom. Bulb	17334
Class	I



outdoor

Surface



Tinia

IP44



- 71353
- Structure Dark Grey
 - Diffuser Opal

Material	Structure Aluminium
	Diffuser PC
Light Source	1 E27 LED A60 max. 15W
Bulb incl.	No
Recom. Bulb	17463
Class	I

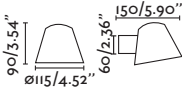
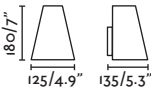
Gina

IP44



- 71363
- Structure Dark Grey
 - Diffuser Transparent
- 71367
- Structure Matt Black
 - Diffuser Transparent
- 71366
- Structure Matt White
 - Diffuser Transparent

Material	Structure Aluminium
	Diffuser Glass
Light Source	1 GU10 LED PAR16 max. 8W
Bulb incl.	No
Recom. Bulb	17334
Class	I



outdoor

Surface



Doro 220

IP65 IK07 incl.



- 71900 Structure Matt White Diffuser Prism
- 71901 Structure Dark Grey Diffuser Prism
- 71902 Structure Rust Brown Diffuser Prism
- 71899 Structure Teak + Dark Grey Diffuser Prism

Material	Structure Aluminium
	Diffuser Glass
Power	2x6,5W
Lumen Output	2x349lm
Light Source	SMD LED 3000K
Class	I
CRI	>80
Voltage	220V-240V/50/60Hz

Doro 380

IP65 IK07 incl.



- 71903 Structure Matt White Diffuser Prism
- 71904 Structure Dark Grey Diffuser Prism
- 71905 Structure Rust Brown Diffuser Prism

Material	Structure Aluminium
	Diffuser Glass
Power	2x10W
Lumen Output	2x599lm
Light Source	SMD LED 3000K
Class	I
CRI	>80
Voltage	220V-240V/50/60Hz

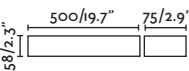
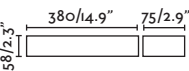
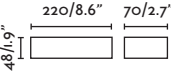
Doro 500

IP65 IK07 incl.



- 71906 Structure Matt White Diffuser Prism
- 71907 Structure Dark Grey Diffuser Prism
- 71908 Structure Rust Brown Diffuser Prism

Material	Structure Aluminium
	Diffuser Glass
Power	2x14W
Lumen Output	2x744lm
Light Source	SMD LED 3000K
Class	I
CRI	>80
Voltage	220V-240V/50/60Hz



outdoor









Surface



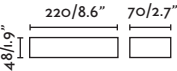
Lako

IP65 IK07  incl.



- 71909  **Structure** Matt White
 **Diffuser** Prism
- 71910  **Structure** Dark Grey
 **Diffuser** Prism
- 71911  **Structure** Rust Brown
 **Diffuser** Prism
- 71898  **Structure** Teak + Dark Grey
 **Diffuser** Prism



Material	Structure Aluminium
	Diffuser Glass
Power	8W
Lumen Output	246lm
Light Source	SMD LED 3000K
Class	I
CRI	>80
Voltage	220V-240V/50/60Hz
Beam angle	90°



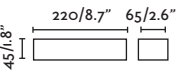
Toluca

IP65 IK08  incl.



- 71052  **Structure** Satin Aluminium
 **Diffuser** Opal



Material	Structure Aluminium
	Diffuser Glass
Power	2x8W
Lumen Output	2x827lm
Light Source	SMD LED 3000K
Class	I
CRI	>80
Voltage	220V-240V/50/60Hz



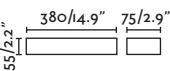
Tacana

IP65 IK08  incl.



- 71049  **Structure** Satin Aluminium
 **Diffuser** Opal

Material	Structure Aluminium
	Diffuser Glass
Power	12W
Lumen Output	2x850lm
Light Source	SMD LED 3000K
Class	I
CRI	>80
Voltage	220V-240V/50/60Hz



outdoor

Surface







Aday 113

IP54

IK10



- 70644  **Structure** Matt White
 **Diffuser** Opal
- 70645  **Structure** Dark Grey
 **Diffuser** Opal





Material	Structure Aluminium
	Diffuser Glass
Power	2x3W
Lumen Output	2x279lm
Light Source	SMD LED 3000K
Class	I
CRI	>80
Voltage	220V-240V/50/60Hz

Aday 175

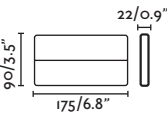
IP54

IK10



- 70646  **Structure** Matt White
 **Diffuser** Opal
- 70647  **Structure** Dark Grey
 **Diffuser** Opal



Material	Structure Aluminium
	Diffuser Glass
Power	2x6,5W
Lumen Output	2x508lm
Light Source	SMD LED 3000K
Class	I
CRI	>80
Voltage	220V-240V/50/60Hz



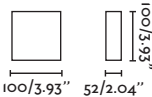
Kaula 100

IP44



- 70405  **Structure** Satin Stainless
 **Diffuser** Opal

Material	Structure Stainless Steel 316L
	Diffuser PMMA
Power	2x4,5W
Lumen Output	2x400lm
Light Source	SMD LED 3000K
Class	I
CRI	>80
Voltage	220V-240V/50/60Hz



outdoor

Surface

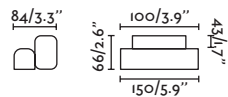
Balic Wall
Yembarastudio

IP65 IK06 incl. DIM



70294 ● Structure Black
● Diffuser Prism

Material	Structure Aluminium
	Diffuser Glass
Power	8W
Lumen Output	813/870/896lm
Light Source	SMD LED 2700/ 3000/ 4000K
Class	I
CRI	≥80
Voltage	220V-240V/50/60Hz



outdoor





Surface

2018

Bu-Oh Wall
Estudi Ribaudí

IP65  incl.







- 71212  **Structure** Dark Grey
 **Diffuser** Opal
- 71215  **Structure** Matt White
 **Diffuser** Opal

Material	Structure Aluminium
	Diffuser PC
Power	12W
Lumen Output	390lm
Light Source	SMD LED 3000K
Class	I
CRI	>80
Voltage	100V-240V/50/60Hz

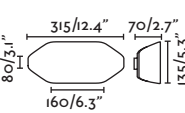
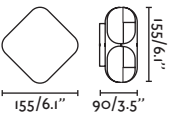
Future
Estudi Ribaudí

IP44 IK08 **SEA SIDE SUITABLE**



- 71516  **Structure** Matt White
 **Diffuser** Opal
- 71517  **Structure** Dark Grey
 **Diffuser** Opal

Material	Structure PC
	Diffuser PC
Power	15W
Light Source	E27 LED
Class	II
Voltage	100V-240V/50/60Hz



outdoor

Surface



Lotus Wall
Estudi Ribaudí

IP65 IK08 incl.



- 71222 **Structure** Matt White
Diffuser Opal
- 71223 **Structure** Dark Grey
Diffuser Opal

Material	Structure Aluminium
	Diffuser PC
Power	18W
Lumen Output	1700lm
Light Source	SMD LED 3000K
Class	I
CRI	>80
Voltage	100V-240V/50/60Hz

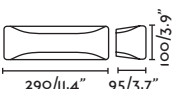
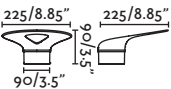
View
Estudi Ribaudí

IP54 SEA SIDE SUITABLE



- 71519 **Structure** Dark Grey
Diffuser Opal

Material	Structure ABS + PC
	Diffuser PP
Light Source	1 E27 LED A60 max. 15W
Bulb incl.	No
Recom. Bulb	17463
Class	II



outdoor

Surface



Sticker
Lucid Product Design

IP65 IK10  incl.



75540  Structure Dark Grey
 Diffuser Opal

Material	Structure Aluminium
	Diffuser PMMA
Power	13W
Lumen Output	770lm
Light Source	SMD LED 3000K
Class	I
CRI	>80
Voltage	100V-240V/50/60Hz

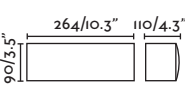
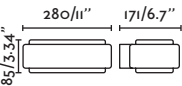
Ancora
Àlex & Manel Llusca

IP44



74401  Structure Dark Grey
 Diffuser Opal

Material	Structure Aluminium
	Diffuser PC
Light Source	1 E27 LED A60 max. 15W
Bulb incl.	No
Recom. Bulb	17463
Class	I



outdoor

Surface



Sticker 75540

363

Alp 130

IP54  incl.



74450 ● **Structure** Dark Grey
● **Diffuser** Opal

Material	Structure Aluminium
	Diffuser PC
Power	8W
Lumen Output	389lm
Light Source	SMD LED 3000K
Class	I
CRI	>80
Voltage	100V-240V/50/60Hz

Axel

IP65  incl.



71273 ● **Structure** Dark Grey
● **Diffuser** Transparent

Material	Structure Aluminium
	Diffuser Glass
Power	6W
Lumen Output	428lm
Light Source	COB LED 3000K
Class	I
CRI	>80
Voltage	220V-240V/50/60Hz

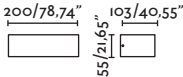
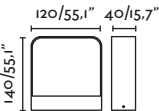
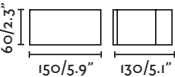
Takua

IP65  incl.



71277 ● **Structure** Dark Grey
● **Diffuser** Opal
71308 ● **Structure** Matt White
● **Diffuser** Opal
71309 ● **Structure** Rust Brown
● **Diffuser** Opal

Material	Structure Aluminium
	Diffuser Glass
Power	10W
Lumen Output	522lm
Light Source	SMD LED 3000K
Class	I
CRI	>80
Voltage	100V-240V/50/60Hz




outdoor

Surface



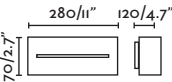
West 1

IP54 IK06



70888 ● Structure Dark Grey
 ● Diffuser Opal

Material	Structure Aluminium
	Diffuser Glass
Light Source	1 E27 LED T45 max. 15W
Bulb incl.	No
Recom. Bulb	17437
Class	I



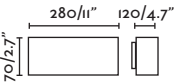
West 2

IP54 IK06



70899 ● Structure Dark Grey
 ● Diffuser Opal

Material	Structure Aluminium
	Diffuser Glass
Light Source	1 E27 LED T45 max. 15W
Bulb incl.	No
Recom. Bulb	17437
Class	I



outdoor

Surface



West 70888



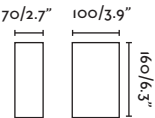
Lace

IP54 IK06 incl.



70811 ● Structure Dark Grey
● Diffuser Transparent

Material	Structure Aluminium
	Diffuser Glass
Power	2x3W
Lumen Output	2x158lm
Light Source	COB LED 4000K
Class	I
CRI	>80
Voltage	100V-240V/50/60Hz
Beam angle	110°



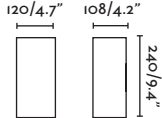
Bruc

IP54 IK10 incl.



70828 ● Structure Dark Grey
● Diffuser Opal

Material	Structure Aluminium
	Diffuser Glass
Power	13W
Lumen Output	830lm
Light Source	SMD LED 3000K
Class	I
CRI	>80
Voltage	100V-240V/50/60Hz
Beam angle	73°



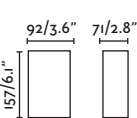
Ling

IP54 IK06 incl.



70812 ● Structure Dark Grey
● Diffuser Transparent
70813 ● Structure Matt White
● Diffuser Transparent

Material	Structure Aluminium
	Diffuser Glass
Power	2x3W
Lumen Output	2x198lm
Light Source	COB LED 4000K
Class	I
CRI	>80
Voltage	100V-240V/50/60Hz
Beam angle	110°



outdoor

Surface



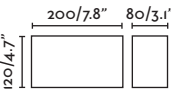
Tane

IP44 



72269  **Structure** Dark Grey
 **Diffuser** Opal

Material	Structure Aluminium
	Diffuser Glass
Power	2x3,5W
Lumen Output	2x140lm
Light Source	SMD LED 3000K
Class	I
CRI	>80
Voltage	100V-240V/50/60Hz
Beam angle	100°



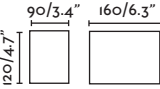
Lacre

IP54 IK06



70802  **Structure** Dark Grey
 **Diffuser** Transparent





Material	Structure Aluminium
	Diffuser Glass
Light Source	1 E27 LED A60 max. 15W
Bulb incl.	No
Recom. Bulb	17463
Class	I



Canon

IP44 



70566N  **Structure** Dark Grey
 **Diffuser** Transparent
70567N  **Structure** Matt White
 **Diffuser** Transparent

Material	Structure Aluminium
	Diffuser Glass
Power	4W
Lumen Output	130lm
Light Source	SMD LED 3000K
Class	I
CRI	>80
Voltage	100V-240V/50/60Hz
Beam angle	120°



outdoor

Surface



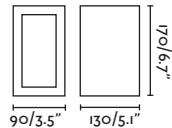
Log

IP54 IK05  incl.



- 70264  **Structure** Dark Grey
 **Diffuser** Opal







Material	Structure Aluminium
	Diffuser PC
Power	9W
Lumen Output	467lm
Light Source	SMD LED 3000K
Class	I
CRI	>80
Voltage	220V-240V/50/60Hz



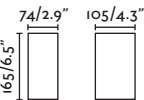
Blind

IP65 IK06  incl.



- 70267  **Structure** Matt White
 **Diffuser** Transparent
- 70268  **Structure** Rust Brown
 **Diffuser** Transparent
- 70634  **Structure** Dark Grey
 **Diffuser** Transparent







Material	Structure Aluminium
	Diffuser Glass
Power	2x3W
Lumen Output	2x161lm
Light Source	COB LED 3000K
Class	I
CRI	>80
Voltage	220V-240V/50/60Hz



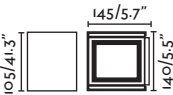
Olan

IP65 IK06  incl.



- 70269  **Structure** Matt White
 **Diffuser** Transparent
- 70270  **Structure** Rust Brown
 **Diffuser** Transparent
- 70637  **Structure** Dark Grey
 **Diffuser** Transparent

Material	Structure Aluminium
	Diffuser Glass
Power	2x3W
Lumen Output	2x127lm
Light Source	COB LED 3000K
Class	I
CRI	>80
Voltage	220V-240V/50/60Hz



outdoor

Surface



Nairobi

IP54 IK06 incl.



70832 **Structure** Rust Brown
 Diffuser Transparent

Material	Structure Aluminium
	Diffuser Glass
Power	6W
Lumen Output	380lm
Light Source	COB LED 3000K
Class	I
CRI	>80
Voltage	100V-240V/50/60Hz

Sunset

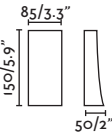
IP54 incl.



70686 **Structure** Matt White
 Diffuser Opal

70687 **Structure** Dark Grey
 Diffuser Opal

Material	Structure Aluminium
	Diffuser Glass
Power	2x3W
Lumen Output	2x208lm
Light Source	SMD LED 3000K
Class	I
CRI	>80
Voltage	220V-240V/50/60Hz



outdoor

Surface



Luma Wall
Faro Lab

IP65

IK06

SEA SIDE
SUITABLE

PIR

PIR

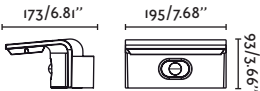
solar



74456

- Structure Dark Grey
- Diffuser Transparent

Material	Structure Aluminium
	Diffuser PC
Power	5W
Lumen Output	525,5lm
Light Source	LED MODULE 3000K
Class	I
CRI	>80
Voltage	100V-240V/50/60Hz
Beam angle	120°
Battery	4/6 Charge



A sustainable savings option
Luma optimizes every resource: solar energy to reduce consumption, advanced optics to maximize performance, and a wireless operation that simplifies installation. Technology, design, and sustainability—all in service of efficiency.



Smart motion sensor
Luma's motion sensor offers three modes: permanent on, total off, or 20% light that ramps up to 100% when motion is detected. An intelligent system that enhances comfort, reduces consumption, and extends battery life.

outdoor

Surface



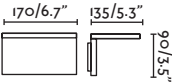
Ele

IP54
incl.



74419 ● Structure Dark Grey
 ● Diffuser Opal

Material	Structure Aluminium
	Diffuser PC
Power	6W
Lumen Output	450lm
Light Source	SMD LED 3000K
Class	I
CRI	>80
Voltage	100V-240V/50/60Hz
Beam angle	95°



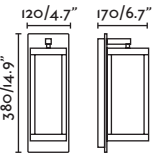
Kerala

IP54
incl.



74453 ● Structure Dark Grey
 ● Diffuser Transparent

Material	Structure Aluminium
	Diffuser Glass
Power	13W
Lumen Output	824lm
Light Source	SMD LED 3000K
Class	I
CRI	>80
Voltage	100V-240V/50/60Hz



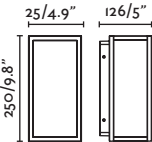
Kela

IP54 IK05
incl.



70850 ● Structure Black

Material	Structure Aluminium
Power	7W
Lumen Output	265lm
Light Source	SMD LED 2700K
Class	I
CRI	>80
Voltage	220V-240V/50/60Hz





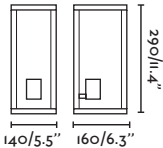
Nala

IP54



70773 ● **Structure** Dark Grey
 ● **Diffuser** Transparent

Material	Structure Aluminium
	Diffuser Glass
Light Source	1 E27 LED A60 max. 15W
Bulb incl.	No
Recom. Bulb	17463
Class	I



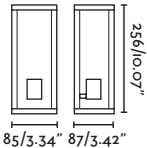
Tamashi

IP65



71303 ● **Structure** Dark Grey
 ● **Diffuser** Transparent

Material	Structure Aluminium
	Diffuser Glass
Light Source	1 E27 LED ST64 max. 15W
Bulb incl.	No
Recom. Bulb	17428
Class	I



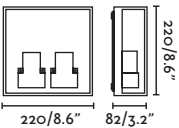
Pomo

IP65 IK06



71306 ● **Structure** Dark Grey
 ● **Diffuser** Transparent

Material	Structure Aluminium
	Diffuser Glass
Light Source	2 E27 LED A60 max. 15W
Bulb incl.	No
Recom. Bulb	17426
Class	I



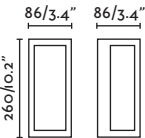
Pivot

IP65 IK06  incl.



71305 ● **Structure** Dark Grey
 ● **Diffuser** Opal

Material	Structure Aluminium
	Diffuser Glass
Power	10W
Lumen Output	500lm
Light Source	SMD LED 3000K
Class	I
CRI	>80
Voltage	100V-240V/50/60Hz



Block 135
Àlex & Manel Llusà

IP65 IK06 SEA SIDE
SUITABLE



74139 Structure Grey
Diffuser Opal

Material	Structure Concrete
	Diffuser Glass
Light Source	1 E27 LED G45 max. 15W
Bulb incl.	No
Recom. Bulb	17462
Class	I



Beacon
126




Twist Wall
Estudi Ribaudí

IP65 incl.

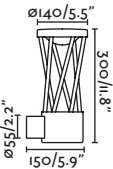


71285 Structure Dark Grey
Diffuser Opal

Material	Structure Aluminium
	Diffuser PC
Power	10W
Lumen Output	500lm
Light Source	SMD LED 3000K
Class	I
CRI	>80
Voltage	100V-240V/50/60Hz



Beacon Post
136 136



outdoor

Surface



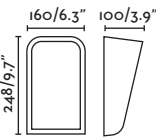
Mask
Lucid Product Design

IP65 IK06 incl. SEA SIDE SUITABLE



71279 Structure Dark Grey
Diffuser Opal

Material	Structure Aluminium
	Diffuser Glass
Power	15W
Lumen Output	550lm
Light Source	SMD LED 3000K
Class	I
CRI	>80
Voltage	100V-240V/50/60Hz



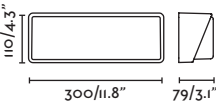
Half
Nahtrang

IP65 incl.



71537 Structure Dark Grey
Diffuser Opal

Material	Structure Aluminium
	Diffuser Glass
Power	20W
Lumen Output	1350lm
Light Source	SMD LED 3000K
Class	I
CRI	>80
Voltage	220V-240V/50/60Hz



outdoor

Surface



Tom 190

IP65 IK10 incl. SEA SIDE SUITABLE



70665 ● Structure Matt White
● Diffuser Opal

Material	Structure ABS
	Diffuser PC
Power	7W
Lumen Output	400lm
Light Source	SMD LED 3000K
Class	II
CRI	>80
Voltage	220V-240V/50/60Hz

Tom 220

IP65 IK10 incl. SEA SIDE SUITABLE



70682 ● Structure Dark Grey
● Diffuser Opal

70683 ● Structure Matt White
● Diffuser Opal

Material	Structure ABS
	Diffuser PC
Power	11W
Lumen Output	600lm
Light Source	SMD LED 3000K
Class	II
CRI	>80
Voltage	220V-240V/50/60Hz



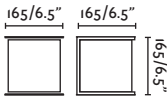
Kubick

IP44 IK06



- 70689 ● Structure Dark Grey
 ● Diffuser Opal
- 70715 ● Structure Grey
 ● Diffuser Opal

Material	Structure Aluminium
	Diffuser PC
Light Source	1 E27 LED A60 max. 15W
Bulb incl.	No
Recom. Bulb	17463
Class	I



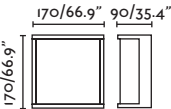
Hikari

IP65 IK10  incl.



- 71274 ● Structure Dark Grey
 ● Diffuser Opal

Material	Structure Aluminium
	Diffuser PC
Power	10W
Lumen Output	510lm
Light Source	SMD LED 3000K
Class	I
CRI	>80
Voltage	100V-240V/50/60Hz



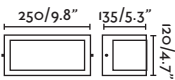
Negus

IP54 IK10



70696 ● Structure Grey
 ● Diffuser Opal

Material	Structure Aluminium
	Diffuser PC
Light Source	1 E27 LED A60 max. 15W
Bulb incl.	No
Recom. Bulb	17463
Class	I



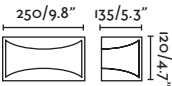
Bonn

IP44 IK06



70697 ● Structure Dark Grey
 ● Diffuser Opal

Material	Structure Aluminium
	Diffuser PC
Light Source	1 E27 LED A60 max. 15W
Bulb incl.	No
Recom. Bulb	17463
Class	I



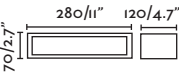
Natron

IP54 IK06



70887 ● Structure Dark Grey
 ● Diffuser Opal

Material	Structure Aluminium
	Diffuser Glass
Light Source	1 E27 LED T45 max. 15W
Bulb incl.	No
Recom. Bulb	17437
Class	I



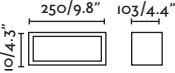
Tejo

IP54



70573 ● Structure Dark Grey
 ● Diffuser Opal
70573B ● Structure Matt White
 ● Diffuser Opal

Material	Structure Aluminium
	Diffuser PC
Light Source	1 E27 LED A60 max. 15W
Bulb incl.	No
Recom. Bulb	17463
Class	I



Fred 200

IP65 IK10 incl. SEA SIDE SUITABLE



70663	● Structure Dark Grey ● Diffuser Opal
70664	● Structure Matt White ● Diffuser Opal

Material	Structure ABS Diffuser PC
Power	7W
Lumen Output	546lm
Light Source	SMD LED 3000K
Class	II
CRI	>80
Voltage	220V-240V/50/60Hz

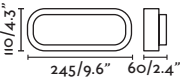
Fred 245

IP65 IK10 incl. SEA SIDE SUITABLE



70667	● Structure Dark Grey ● Diffuser Opal
70668	● Structure Matt White ● Diffuser Opal

Material	Structure ABS Diffuser PC
Power	11W
Lumen Output	873lm
Light Source	SMD LED 3000K
Class	II
CRI	>80
Voltage	220V-240V/50/60Hz



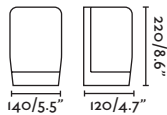
Pol

IP54  incl.



70829 ● Structure Dark Grey
 ● Diffuser Opal

Material	Structure Aluminium
	Diffuser PMMA
Power	8W
Lumen Output	550lm
Light Source	SMD LED 3000K
Class	I
CRI	>80
Voltage	100V-240V/50/60Hz



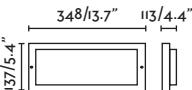
Mol

IP44



70720 ● Structure Dark Grey
 ● Diffuser Opal

Material	Structure Aluminium
	Diffuser PC
Light Source	1 E27 LED A60 max. 15W
Bulb incl.	No
Recom. Bulb	17463
Class	I



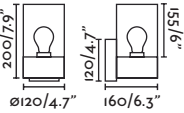
Kila Wall

IP65



- 71743 Structure Dark Grey
 Diffuser Transparent
- 71744 Structure Dark Grey
 Diffuser Smoked
- 71745 Structure Dark Grey
 Diffuser Amber

Material	Structure Aluminium
	Diffuser Glass
Light Source	1 E27 LED A60 max. 15W
Bulb incl.	No
Recom. Bulb	17463
Class	I



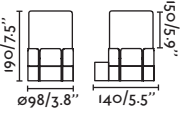

Tram Wall
Estudi Ribaudí

IP44



- 75533 Structure Matt White
 Diffuser Opal

Material	Structure Aluminium
	Diffuser PMMA
Light Source	1 E27 LED A60 max. 15W
Bulb incl.	No
Recom. Bulb	17463
Class	I



outdoor

Surface



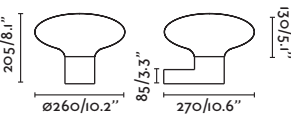
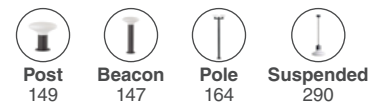
Blubs Wall
Estudi Ribaudí

IP44



74432A-03 ● Structure Dark Grey
 ● Diffuser Opal

Material	Structure Aluminium
	Diffuser PMMA
Light Source	1 E27 LED T45 max. 15W
Bulb incl.	No
Recom. Bulb	17437
Class	I



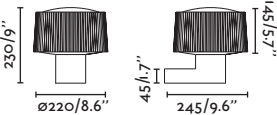
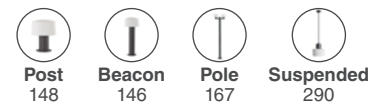
Muffin Wall
Àlex & Manel Llusca

IP44



74432A-04 ● Structure Dark Grey
 ● Diffuser Opal

Material	Structure Aluminium
	Diffuser PMMA
Light Source	1 E27 LED T45 max. 15W
Bulb incl.	No
Recom. Bulb	17437
Class	I



outdoor

Surface



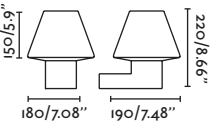
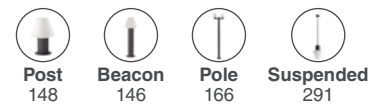
Mistu Wall
Faro Lab

IP44



74432A-02 ● Structure Dark Grey
 ● Diffuser Opal

Material	Structure Aluminium
	Diffuser PMMA
Light Source	1 E27 LED T45 max. 15W
Bulb incl.	No
Recom. Bulb	17437
Class	I



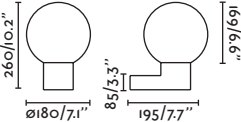

Moon Wall
Faro Lab

IP44



74432A-01 ● Structure Dark Grey
 ● Diffuser Opal

Material	Structure Aluminium
	Diffuser PMMA
Light Source	1 E27 LED T45 max. 15W
Bulb incl.	No
Recom. Bulb	17437
Class	I



outdoor

Surface



Nautica 370

IP33



71110 ● Structure Rust Brown
 ● Diffuser Transparent

Material	Structure Steel
	Diffuser Glass
Light Source	1 E27 LED A60 max. 15W
Bulb incl.	No
Recom. Bulb	17463
Class	I

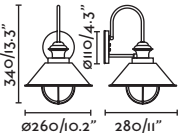
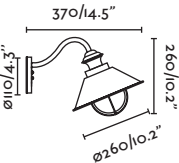

Nautica 280

IP33



71128 ● Structure Rust Brown
 ● Diffuser Transparent

Material	Structure Steel
	Diffuser Glass
Light Source	1 E27 LED A60 max. 15W
Bulb incl.	No
Recom. Bulb	17463
Class	I



Nautica 350

IP33



71129 ● Structure Rust Brown
 ● Diffuser Transparent

Material	Structure Steel
	Diffuser Glass
Light Source	1 E27 LED A60 max. 15W
Bulb incl.	No
Recom. Bulb	17463
Class	I

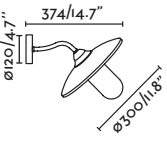
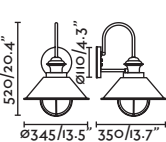
Wally

IP44



74261 ● Structure Rust Brown
 ● Diffuser Transparent


Material	Structure Steel
	Diffuser Glass
Light Source	1 E27 LED A60 max. 15W
Bulb incl.	No
Recom. Bulb	17463
Class	I



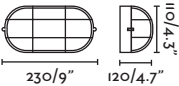
Cabo

IP44 IK05



70998  Structure Brass
 Diffuser Transparent

Material	Structure Brass
	Diffuser Glass
Light Source	1 E27 LED A60 max. 15W
Bulb incl.	No
Recom. Bulb	17463
Class	I



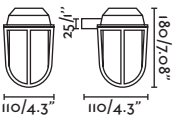
Borda

IP44



70997  Structure Brass
 Diffuser Transparent

Material	Structure Brass
	Diffuser Glass
Light Source	1 E27 LED A60 max. 15W
Bulb incl.	No
Recom. Bulb	17463
Class	I



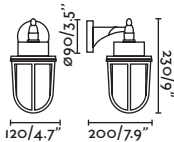
Nahir

IP44



70992  Structure Brass
 Diffuser Transparent

Material	Structure Brass
	Diffuser Glass
Light Source	1 E27 LED A60 max. 15W
Bulb incl.	No
Recom. Bulb	17463
Class	I



outdoor

Surface



Borda 70997

401

Timon

IP44



70996
● Structure Brass
● Diffuser Transparent

Material	Structure Brass
	Diffuser Glass
Light Source	1 E27 LED A60 max. 15W
Bulb incl.	No
Recom. Bulb	17463
Class	I

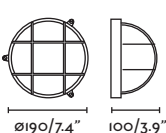
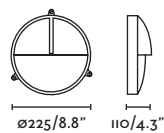
Noray

IP44 IK03



70999
● Structure Brass
● Diffuser Transparent

Material	Structure Brass
	Diffuser Glass
Light Source	1 E27 LED A60 max. 15W
Bulb incl.	No
Recom. Bulb	17463
Class	I



outdoor

Surface



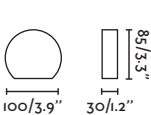
Pill

IP54 IK06 incl.



- 70824 Structure Matt White
Diffuser Opal
- 70825 Structure Dark Grey
Diffuser Opal
- 70826 Structure Rust Brown
Diffuser Opal

Material	Structure Aluminium
	Diffuser Glass
Power	3,5W
Lumen Output	156lm
Light Source	COB LED 3000K
Class	I
CRI	>80
Voltage	100V-240V/50/60Hz



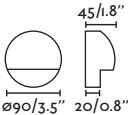
Drak

IP44 IK08 incl. SEA SIDE SUITABLE



- 72330 Structure Brass
Diffuser Transparent

Material	Structure Aluminium
	Diffuser PMMA
Power	4,5W
Lumen Output	160lm
Light Source	SMD LED 3000K
Class	I
CRI	>80
Voltage	100V-240V/50/60Hz



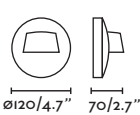
Brow

IP44 incl.



- 70408 Structure Matt White
Diffuser Opal
- 70409 Structure Dark Grey
Diffuser Opal

Material	Structure PC
	Diffuser PMMA
Power	3W
Lumen Output	145lm
Light Source	COB LED 3000K
Class	II
CRI	>80
Voltage	220V-240V/50Hz



outdoor

Surface



Brow 70409

405

Dune R

IP65

IK07




incl.

SEA SIDE
SUITABLE

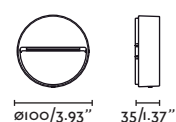


DIM



- 71960 **Structure** Dark Grey
 Diffuser Transparent
- 71961 **Structure** Matt White
 Diffuser Transparent
- 71962 **Structure** Rust Brown
 Diffuser Transparent

Material	Structure Aluminium
	Diffuser PC
Power	3W
Lumen Output	91/100/105/115lm
Light Source	SMD LED 2200/ 2700/ 3200/ 4000K
Class	I
CRI	>80
Voltage	220V-240V/50/60Hz
Beam angle	120°



Dune SQ

IP65

IK07




incl.

SEA SIDE
SUITABLE

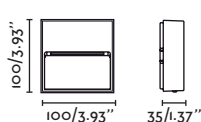


DIM



- 71963 **Structure** Dark Grey
 Diffuser Transparent
- 71964 **Structure** Matt White
 Diffuser Transparent
- 71965 **Structure** Rust Brown
 Diffuser Transparent

Material	Structure Aluminium
	Diffuser PC
Power	3W
Lumen Output	91/98/103/112lm
Light Source	SMD LED 2200/ 2700/ 3200/ 4000K
Class	I
CRI	>80
Voltage	220V-240V/50/60Hz
Beam angle	120°



Dune RCT

IP65

IK07




incl.

SEA SIDE
SUITABLE

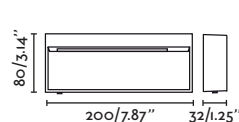


DIM



- 71966 **Structure** Dark Grey
 Diffuser Transparent
- 71967 **Structure** Matt White
 Diffuser Transparent
- 71968 **Structure** Rust Brown
 Diffuser Transparent

Material	Structure Aluminium
	Diffuser PC
Power	6W
Lumen Output	111/121/127/139lm
Light Source	SMD LED 2200/ 2700/ 3200/ 4000K
Class	I
CRI	>80
Voltage	220V-240V/50/60Hz
Beam angle	120°



outdoor

Surface



Grant R

IP65

IK10



SEA SIDE
SUITABLE



70656

- Structure Dark Grey
- Diffuser Transparent

Material	Structure ABS
	Diffuser PC
Power	1W
Lumen Output	65lm
Light Source	SMD LED 3000K
Class	II
CRI	>80
Voltage	100V-240V/50/60Hz
Beam angle	120°

Grant SQ

IP65

IK10



SEA SIDE
SUITABLE



70655

- Structure Dark Grey
- Diffuser Transparent

Material	Structure ABS
	Diffuser PC
Power	1W
Lumen Output	65lm
Light Source	SMD LED 3000K
Class	II
CRI	>80
Voltage	100V-240V/50/60Hz
Beam angle	120°

Path

IP44

IK06



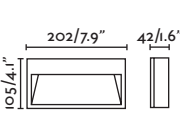
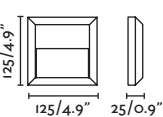
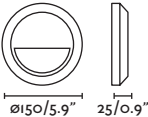
70501

- Structure Matt White
- Diffuser Transparent

70508

- Structure Dark Grey
- Diffuser Transparent

Material	Structure Aluminium
	Diffuser PC
Power	9W
Lumen Output	590lm
Light Source	SMD LED 3000K
Class	I
CRI	>80
Voltage	220V-240V/50/60Hz



outdoor

Surface



Grada 157

IP54

IK10



Grada 250

IP54

IK10



Grada 600

IP54

IK10



- 70906 **Structure** Dark Grey
Diffuser Opal
- 70907 **Structure** Rust Brown
Diffuser Opal



- 70908 **Structure** Dark Grey
Diffuser Opal
- 70909 **Structure** Rust Brown
Diffuser Opal

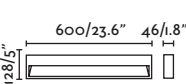
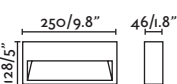
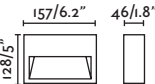


- 70910 **Structure** Dark Grey
Diffuser Opal

Material	Structure Aluminium
	Diffuser Glass
Power	3W
Lumen Output	43lm
Light Source	SMD LED 3000K
Class	I
CRI	>80
Voltage	220V-240V/50/60Hz

Material	Structure Aluminium
	Diffuser Glass
Power	6W
Lumen Output	97lm
Light Source	SMD LED 3000K
Class	I
CRI	>80
Voltage	220V-240V/50/60Hz

Material	Structure Aluminium
	Diffuser Glass
Power	12W
Lumen Output	230lm
Light Source	SMD LED 3000K
Class	I
CRI	>80
Voltage	220V-240V/50/60Hz



outdoor

Surface



Must 96

IP65

IK10



SEA SIDE
SUITABLE



70657

● **Structure** Dark Grey
● **Diffuser** Transparent

Material	Structure ABS
	Diffuser PC
Power	2W
Lumen Output	101lm
Light Source	SMD LED 3000K
Class	II
CRI	>80
Voltage	220V-240V/50/60Hz

Must 158

IP65

IK10



SEA SIDE
SUITABLE



70658

● **Structure** Dark Grey
● **Diffuser** Transparent

Material	Structure ABS
	Diffuser PC
Power	3W
Lumen Output	161lm
Light Source	SMD LED 3000K
Class	II
CRI	>80
Voltage	220V-240V/50/60Hz

Must 217

IP65

IK10



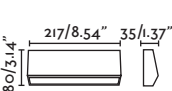
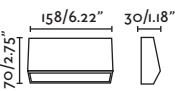
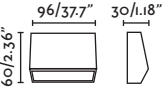
SEA SIDE
SUITABLE



70659

● **Structure** Dark Grey
● **Diffuser** Transparent

Material	Structure ABS
	Diffuser PC
Power	4W
Lumen Output	276lm
Light Source	SMD LED 3000K
Class	II
CRI	>80
Voltage	220V-240V/50/60Hz



outdoor

Surface





OUTDOOR

LIGHTING

RECESSED

Falls 500

IP67 IK09 no incl. incl.



- 71736 2700K 352lm Structure Satin Stainless Diffuser Opal
- 71737 3000K 363lm Structure Satin Stainless Diffuser Opal


Material	Structure Stainless Steel 316L
	Diffuser Glass
Power	12W
Light Source	SMD LED
Class	III
CRI	≥90
Voltage	24VDC
Cut out	520x53x100mm
Resistance	1000Kg

*Drivers info pag. 478



Falls 500 Orientable

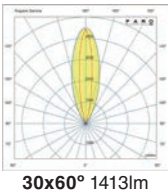
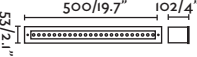
IP67 IK09 no incl. incl.



- 71733 Structure Satin Stainless Diffuser Transparent

Material	Structure Stainless Steel 316L
	Diffuser Glass
Power	16W
Lumen Output	1413lm
Light Source	SMD LED 3000K
Class	III
CRI	≥90
Voltage	24VDC
Beam angle	30x60°
Cut out	520x53x100mm
Resistance	1000Kg

*Drivers info pag. 478



outdoor

Recessed



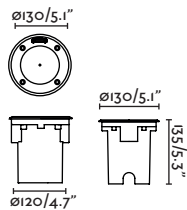
Geiser 130 Wallwasher

IP67 IK08 incl. SEA SIDE SUITABLE incl.



70311 ● Structure Satin Stainless

Material	Structure Stainless Steel 316L + Aluminium
Power	7,5W
Lumen Output	283lm
Light Source	COB LED 3000K
Class	II
CRI	>80
Voltage	220V-240V/50/60Hz
Cut out	ø120x130mm
Resistance	1000Kg



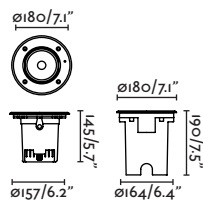
Geiser 180 Wallwasher

IP67 IK08 incl. SEA SIDE SUITABLE incl.



70312 ● Structure Satin Stainless

Material	Structure Stainless Steel 316L + Aluminium
Power	12,5W
Lumen Output	464lm
Light Source	COB LED 3000K
Class	II
CRI	>80
Voltage	220V-240V/50/60Hz
Cut out	ø164x190mm
Resistance	1000Kg

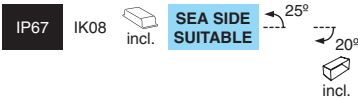


outdoor

Recessed



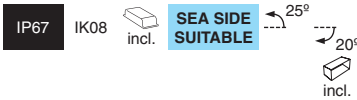
Geiser 130



70302	● Structure Satin Stainless + Matt Black
10° 370lm	● Diffuser Transparent
70303	● Structure Satin Stainless + Matt Black
38° 393lm	● Diffuser Transparent

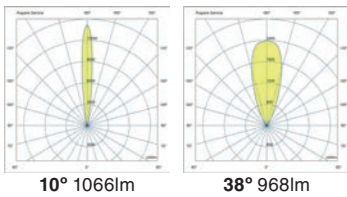
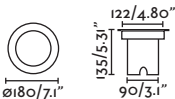
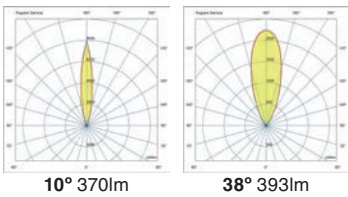
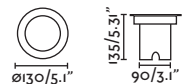
Material	Structure Stainless Steel 316L + Aluminium
	Diffuser Glass
Power	6,5W
Light Source	COB LED 3000K
Class	I
CRI	>80
Voltage	220V-240V/50/60Hz
Cut out (mm)	ø90x135mm
Resistance	2000Kg

Geiser 180



70308	● Structure Satin Stainless
10° 1066lm	● Diffuser Transparent
70309	● Structure Satin Stainless
38° 968lm	● Diffuser Transparent

Material	Structure Stainless Steel 316L + Aluminium
	Diffuser Glass
Power	12,5W
Light Source	COB LED 3000K
Class	I
CRI	>80
Voltage	100V-240V/50/60Hz
Cut out (mm)	ø165x190mm
Resistance	2000Kg



outdoor

Recessed



Geiser 130 GU10

IP67 IK08 SEA SIDE SUITABLE 25° 20° incl.



70310 Structure Satin Stainless Diffuser Transparent

Material	Structure Stainless Steel 316L + Aluminium
	Diffuser Glass
Light Source	1 GU10 LED PAR16 max. 8W
Bulb incl.	No
Recom. Bulb	17334
Class	I
Cut out	ø125x135mm
Resistance	2000Kg

Geiser 260

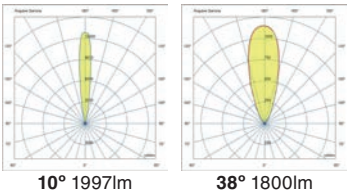
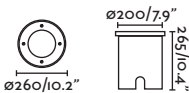
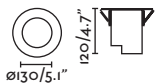
IP67 IK08 incl. SEA SIDE SUITABLE 20° incl.



70306 Structure Satin Stainless + Matt Black Diffuser Transparent

70307 Structure Satin Stainless + Matt Black Diffuser Transparent

Material	Structure Stainless Steel 316L + Aluminium
	Diffuser Glass
Power	29W
Light Source	COB LED 3000K
Class	I
CRI	>80
Voltage	100V-240V/50/60Hz
Cut out (mm)	ø200x265mm
Resistance	2000Kg



outdoor

Recessed



Geiser 130 Ceiling

IP67 IK08 incl. SEA SIDE SUITABLE no incl.



70305 Structure Satin Stainless + Matt Black
Diffuser Transparent

Material	Structure Stainless Steel 316L + Aluminium
	Diffuser Glass
Power	6,5W
Lumen Output	242lm
Light Source	COB LED 3000K
Class	I
CRI	>80
Voltage	220V-240V/50/60Hz
Beam angle	38°
Cut out	ø80x120mm

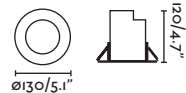
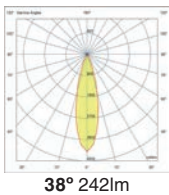
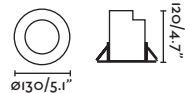
Geiser 130 GU10 Ceiling

IP67 IK08 SEA SIDE SUITABLE 40° no incl.



70304 Structure Satin Stainless + Matt Black
Diffuser Transparent

Material	Structure Stainless Steel 316L + Aluminium
	Diffuser Glass
Light Source	1 GU10 LED PAR16 max. 8W
Bulb incl.	No
Recom. Bulb	17324
Class	I
Cut out	ø80x120mm




outdoor

Recessed

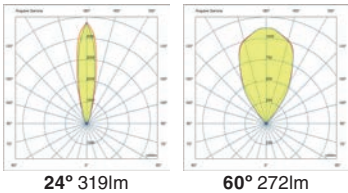
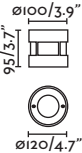
Suria 120

IP67 IK08 incl. SEA SIDE SUITABLE incl.



70588	● Structure Satin Stainless + Matt Black
24° 319lm	● Diffuser Transparent
70592N	● Structure Satin Stainless + Matt Black
60° 272lm	● Diffuser Transparent

Material	Structure Stainless Steel 316L + Aluminium
	Diffuser Glass
Power	3W
Light Source	COB LED 3000K
Class	I
CRI	>80
Voltage	100V-240V/50/60Hz
Cut out (mm)	ø100x95mm
Resistance	1000Kg



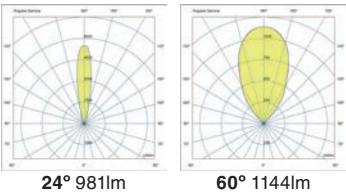
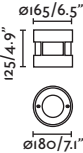
Suria 180

IP67 IK08 incl. SEA SIDE SUITABLE incl.



70589	● Structure Satin Stainless + Matt Black
24° 981lm	● Diffuser Transparent
70593N	● Structure Satin Stainless + Matt Black
60° 1144lm	● Diffuser Transparent

Material	Structure Stainless Steel 316L + Aluminium
	Diffuser Glass
Power	12W
Light Source	COB LED 3000K
Class	I
CRI	>80
Voltage	100V-240V/50/60Hz
Cut out (mm)	ø165x125mm
Resistance	1000Kg





outdoor

Recessed

Suria 220

IP67

IK08

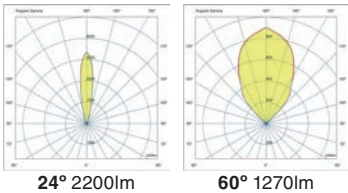
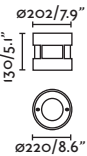


SEA SIDE
SUITABLE



70586	●● Structure Satin Stainless + Matt Black
24° 2200lm	● Diffuser Transparent
70587	●● Structure Satin Stainless + Matt Black
60° 1270lm	● Diffuser Transparent

Material	Structure Stainless Steel 316L + Aluminium
	Diffuser Glass
Power	24W
Light Source	COB LED 3000K
Class	I
CRI	>80
Voltage	100V-240V/50/60Hz
Cut out (mm)	ø200x130mm
Resistance	1000Kg





outdoor

Recessed

Grund 21

IP67

IK07

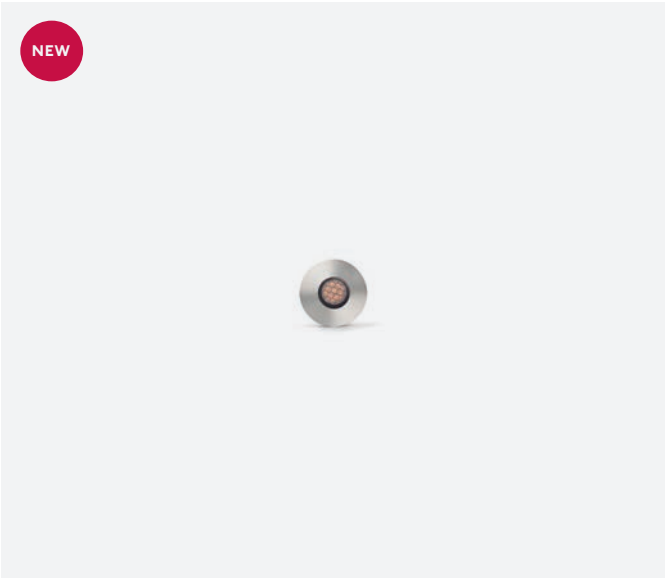


no incl.

SEA SIDE
SUITABLE



incl.



70851
2700K 37lm
● **Structure** Brushed Stainless Steel
● **Diffuser** Transparent



70852
2700K 38,4lm
● **Structure** Black
● **Diffuser** Transparent

70853
3000K 37lm
● **Structure** Brushed Stainless Steel
● **Diffuser** Transparent

70854
3000K 38,4lm
● **Structure** Black
● **Diffuser** Transparent

Material	Structure Stainless Steel
	Diffuser Glass
Power	1W
Light Source	LED MODULE
Class	III
CRI	92
Voltage	24VDC
Voltage	220
Beam angle	36°
Cut out	16mm
Resistance	1000Kg

[*Drivers info pag. 478](#)



Grund 37

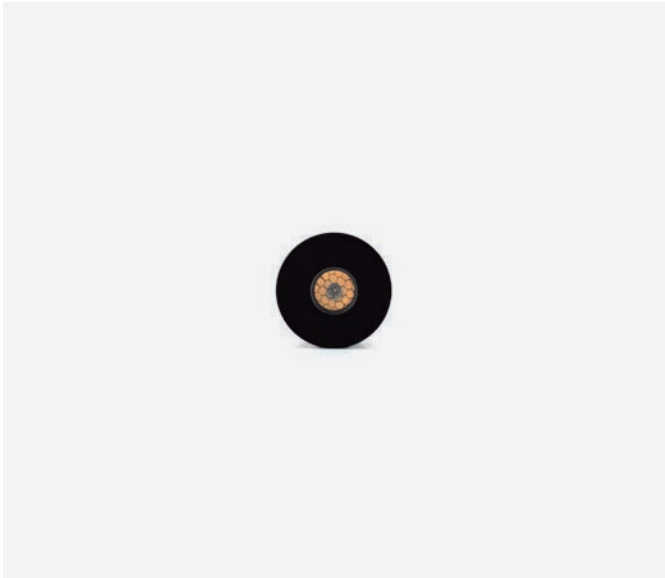
IP67

no incl.

SEA SIDE
SUITABLE



incl.



70726
3000K 110lm
● **Structure** Satin Stainless + Matt Black
● **Diffuser** Transparent

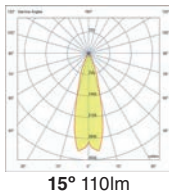
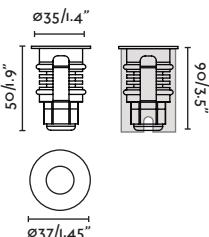
70730
3000K 110lm
● **Structure** Anodized Black + Matt Black
● **Diffuser** Transparent

70733
2700K 77lm
● **Structure** Satin Stainless
● **Diffuser** Transparent

70735
2700K 77lm
● **Structure** Anodized Black
● **Diffuser** Transparent

Material	Structure Stainless Steel 316L + Aluminium
	Diffuser Glass
Power	2W
Light Source	SMD LED
Class	III
CRI	>90
Beam angle	15°
Cut out	ø32mm
Resistance	1000Kg

[*Drivers info pag. 478](#)



outdoor

Recessed



Grund 80

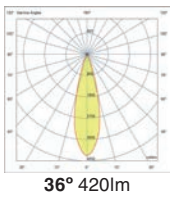
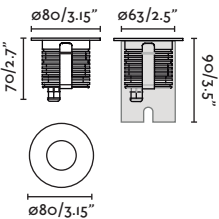
IP67 no incl. SEA SIDE SUITABLE incl.



- 70731** 3000K 420lm
●● Structure Anodized Black + Anodized Black
● Diffuser Transparent
- 70736** 2700K 191lm
● Structure Anodized Black
● Diffuser Transparent
- 70728** 3000K 272lm
●● Structure Satin Stainless + Matt Black
● Diffuser Transparent
- 70734** 2700K 191lm
● Structure Satin Stainless
● Diffuser Transparent


Material	Structure Stainless Steel 316L + Aluminium
	Diffuser Glass
Power	7W
Light Source	COB LED
Class	III
CRI	>90
Beam angle	36°
Cut out	ø60mm
Resistance	1000Kg

*Drivers info pag. 478



Grund 92

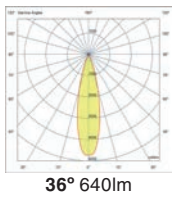
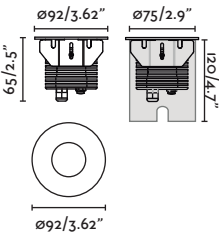
IP67 no incl. SEA SIDE SUITABLE incl.



- 70732** 3000K 640lm
●● Structure Anodized Black + Matt Black
● Diffuser Transparent
- 70729** 3000K 640lm
●● Structure Satin Stainless + Matt Black
● Diffuser Transparent

Material	Structure Stainless Steel 316L + Aluminium
	Diffuser Glass
Power	13W
Light Source	COB LED
Class	III
CRI	>90
Beam angle	36°
Cut out	ø68mm
Resistance	1000Kg

*Drivers info pag. 478



outdoor

Recessed



Grund 80 Wallwasher


IP67

IK07

no incl.

SEA SIDE
SUITABLE

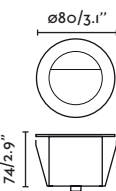
incl.



70856	● Structure Black
2700K 221lm	● Diffuser Transparent
70858	● Structure Black
3000K 411lm	● Diffuser Transparent
70855	● Structure Brushed Stainless Steel
2700K 214lm	● Diffuser Transparent
70857	● Structure Brushed Stainless Steel
3000K 400lm	● Diffuser Transparent

Material	Structure Aluminium
	Diffuser Glass
Power	7W
Light Source	LED MODULE
Class	III
CRI	92
Voltage	24VDC
Cut out	60mm
Resistance	1000Kg

*Drivers info pag. 478



Grund 92 Wallwasher

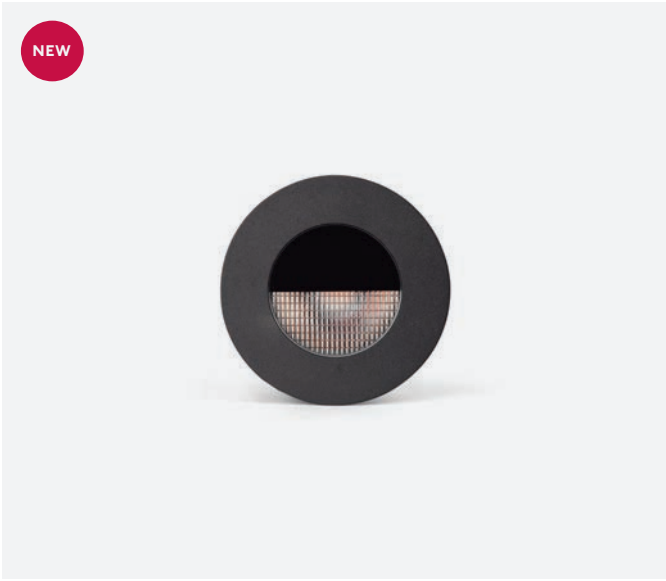
IP67

IK07

no incl.

SEA SIDE
SUITABLE


incl.



70860	● Structure Black
2700K 221lm	● Diffuser Transparent
70862	● Structure Black
3000K 411lm	● Diffuser Transparent
70859	● Structure Brushed Stainless Steel
2700K 214lm	● Diffuser Transparent
70861	● Structure Brushed Stainless Steel
3000K 400lm	● Diffuser Transparent

Material	Structure Aluminium
	Diffuser Glass
Power	13W
Light Source	LED MODULE
Class	III
CRI	92
Voltage	24VDC
Cut out	68mm
Resistance	1000Kg

*Drivers info pag. 478

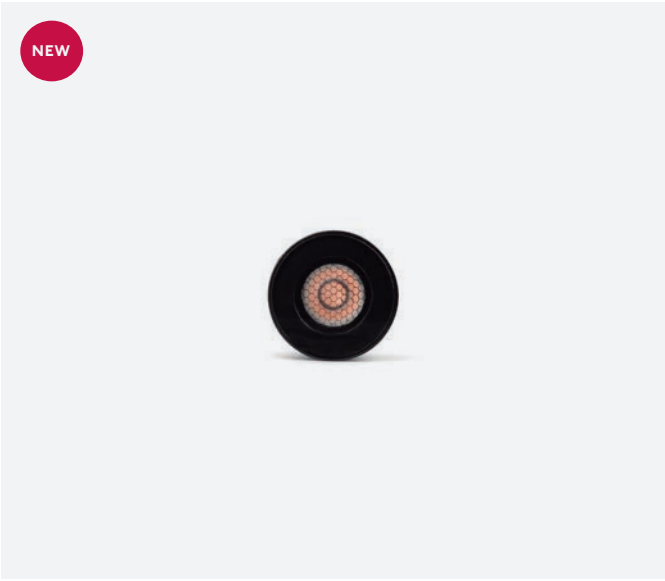


outdoor

Recessed

Grund Trimless

IP67 IK07 no incl. incl.




70740
● Structure Black
● Diffuser Transparent

Material	Structure Aluminium
	Diffuser Glass
Power	3W
Lumen Output	164,7lm
Light Source	COB LED 2700K
Class	III
CRI	>90
Voltage	24VDC
Beam angle	36°
Cut out	50mm
Resistance	1000Kg

Grund GU10

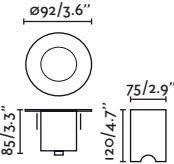
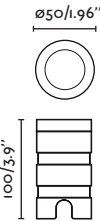
IP67 IK08 SEA SIDE SUITABLE incl.



70870
● Structure Satin Aluminium
● Diffuser Transparent
70871
● Structure Anodized Black
● Diffuser Transparent

Material	Structure Stainless Steel
	Diffuser Glass
Light Source	1 GU10 LED max. 5W
Bulb incl.	No
Recom. Bulb	17334
Class	II
Cut out	76mm
Resistance	1000Kg

*Drivers info pag. 478




outdoor

Recessed



Tras 2L Orientable

IP67 IK08 no incl.
60° no incl.




71701 ● Structure Matt Black
● Diffuser Transparent

Material	Structure Aluminium
	Diffuser Glass
Power	4W
Lumen Output	270lm
Light Source	SMD LED 3000K
Class	III
CRI	≥90
Voltage	24VDC
Beam angle	13°
Cut out	175x195x127mm

Tras 4L

IP67 IK09 no incl. no incl.




71702 ● Structure Matt Black
● Diffuser Transparent

Material	Structure Aluminium
	Diffuser Glass
Power	8W
Lumen Output	639lm
Light Source	SMD LED 3000K
Class	III
CRI	≥90
Voltage	24VDC
Beam angle	13°
Cut out	175x195x127mm

Tras 25L

IP67 IK10 no incl. incl.



71716 ● Structure Matt Black
● Diffuser Transparent

71717 ● Structure Matt Black
● Diffuser Transparent

Material	Structure Aluminium + ABS
	Diffuser Glass
Power	25W
Lumen Output	2580lm
Light Source	SMD LED 3000K
Class	III
CRI	≥90
Voltage	24VDC
Cut out	250x235x105mm

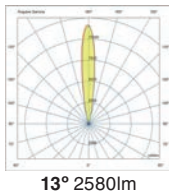
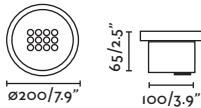
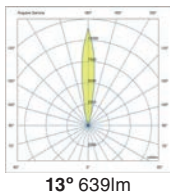
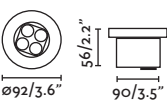
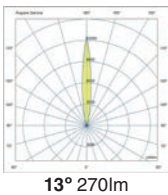
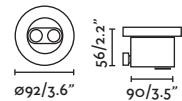
*Drivers info pag. 478



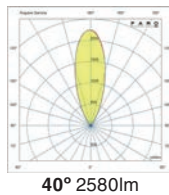
Tras Housing

71703 ● Black

Material Structure ABS



13° 2580lm



40° 2580lm

outdoor


Recessed

Kane 1

IP67no incl.

SEA SIDE
SUITABLE

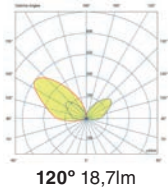
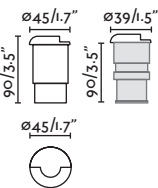
incl.



70660 3000K 18,7lm	● Structure Satin Stainless ● Diffuser Opal
70660W 2700K 18,7lm	● Structure Satin Stainless ● Diffuser Transparent

Material	Structure Stainless Steel 316L
	Diffuser Glass
Power	3W
Light Source	COB LED
Class	III
CRI	>80
Voltage	24VDC
Beam angle	120°
Cut out	ø40mm
Resistance	1000Kg

*Drivers info pag. 478




Kane 2

IP67no incl.

SEA SIDE
SUITABLE

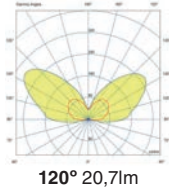
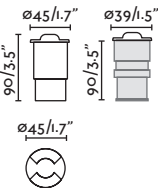
incl.



70661 3000K 20,7lm	● Structure Satin Stainless ● Diffuser Opal
70661W 2700K 20,7lm	● Structure Satin Stainless ● Diffuser Transparent

Material	Structure Stainless Steel 316L
	Diffuser Glass
Power	3W
Light Source	COB LED
Class	III
CRI	>80
Voltage	24VDC
Beam angle	120°
Cut out	ø40mm
Resistance	1000Kg

*Drivers info pag. 478




Kane 3

IP67no incl.

SEA SIDE
SUITABLE

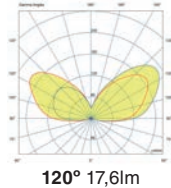
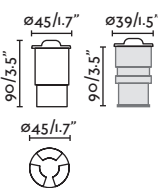
incl.



70662 3000K 17,6lm	● Structure Satin Stainless ● Diffuser Opal
70662W 2700K 17,6lm	● Structure Satin Stainless ● Diffuser Transparent

Material	Structure Stainless Steel 316L
	Diffuser Glass
Power	3W
Light Source	COB LED
Class	III
CRI	>80
Voltage	24VDC
Beam angle	120°
Cut out	ø40mm
Resistance	1000Kg

*Drivers info pag. 478



outdoor

Recessed




Crosby 24V

IP67

no incl.

SEA SIDE
SUITABLE

incl.



70453 **Structure** Satin Stainless + Matt Black
 Diffuser Opal

Material	Structure Stainless Steel 316L + Aluminium
	Diffuser Glass
Power	0,7W
Lumen Output	12lm
Light Source	SMD LED 3000K
Class	III
CRI	>80
Voltage	24VDC
Beam angle	120°
Cut out	ø90x156mm

Crosby

IP67

incl.

SEA SIDE
SUITABLE

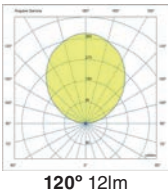
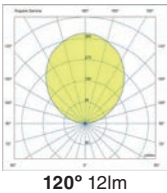
incl.



70459N **Structure** Satin Stainless + Matt Black
 Diffuser Opal

Material	Structure Stainless Steel 316L + Aluminium
	Diffuser Glass
Power	1W
Lumen Output	12lm
Light Source	SMD LED 3000K
Class	I
CRI	>80
Voltage	100V-240V/50/60Hz
Beam angle	120°
Cut out	ø80x100mm

*Drivers info pag. 478



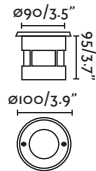
Led18 R

IP67 IK08 incl. SEA SIDE SUITABLE incl.




71498N Structure Satin Stainless
Diffuser Opal

Material	Structure Stainless Steel 316L + Aluminium
	Diffuser Glass
Power	3W
Lumen Output	51lm
Light Source	SMD LED 3000K
Class	I
CRI	>80
Voltage	220V-240V/50/60Hz
Cut out	ø90x65mm
Resistance	1000Kg



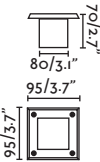
Led18 SQ

IP67 IK08 incl. SEA SIDE SUITABLE incl.




71499N Structure Satin Stainless
Diffuser Opal

Material	Structure Stainless Steel 316L + Aluminium
	Diffuser Glass
Power	3W
Lumen Output	192lm
Light Source	SMD LED 3000K
Class	I
CRI	>80
Voltage	220V-240V/50/60Hz
Cut out	80x70x80mm
Resistance	1000Kg



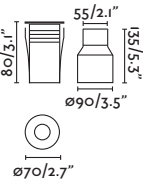
Taro

IP67 incl. SEA SIDE SUITABLE incl.



70449 Structure Satin Stainless Diffuser Transparent

Material	Structure Stainless Steel 316L + Aluminium
	Diffuser Glass
Power	7W
Lumen Output	280lm
Light Source	COB LED 3000K
Class	I
CRI	>80
Voltage	100V-240V/50/60Hz
Beam angle	30°
Cut out	ø90x135mm
Resistance	600Kg



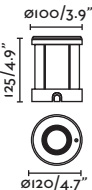
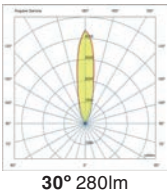
Tecno

IP67 IK08 SEA SIDE SUITABLE incl.



71489N Structure Satin Stainless Diffuser Transparent

Material	Structure Stainless Steel 316L + Aluminium
	Diffuser Glass
Power	8W
Light Source	GU10 LED
Class	I
Voltage	100V-240V/50/60Hz
Cut out	ø100x125mm
Resistance	2000Kg




outdoor

Recessed



Salt Asymm

IP67 IK08 incl. SEA SIDE SUITABLE incl.



70591 **Structure** Satin Stainless + Matt Black
Diffuser Transparent

Material	Structure Stainless Steel 316L + Aluminium
	Diffuser Glass
Power	9W
Lumen Output	961lm
Light Source	COB LED 3000K
Class	I
CRI	≥80
Voltage	100V-240V/50/60Hz
Beam angle	45°
Cut out	ø180x122mm
Resistance	2000Kg

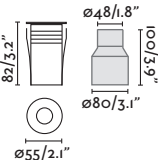
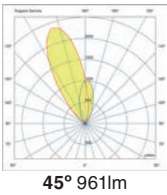
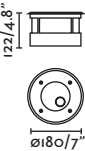
Curtis Asymm

IP67 incl. SEA SIDE SUITABLE incl.



70462N **Structure** Satin Stainless + Matt Black
Diffuser Transparent

Material	Structure Aluminium
	Diffuser Glass
Power	2W
Lumen Output	180lm
Light Source	COB LED 3000K
Class	I
CRI	>80
Voltage	100V-240V/50/60Hz
Cut out	ø80x100mm



outdoor

Recessed

Nok 44

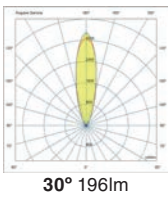
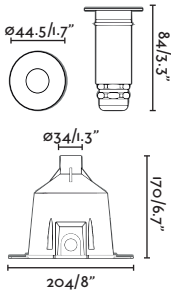
IP68 IK06 no incl. incl. sub



70443 Structure Satin Stainless
Diffuser Transparent

Material	Structure Stainless Steel 316L
	Diffuser Glass
Power	3W
Lumen Output	196lm
Light Source	SMD LED 4000K
Class	III
CRI	>80
Voltage	24VDC
Voltage	3V
Beam angle	30°
Cut out	ø234mm

*Drivers info pag. 478



Nok 68

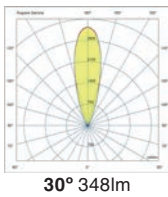
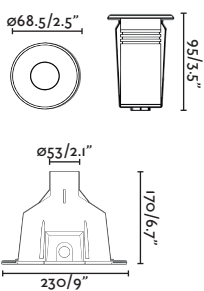
IP68 IK08 no incl. incl. sub



70444 Structure Satin Stainless
Diffuser Transparent

Material	Structure Stainless Steel 316L
	Diffuser Glass
Power	5W
Lumen Output	348lm
Light Source	SMD LED 4000K
Class	III
CRI	>80
Voltage	24VDC
Voltage	3V
Beam angle	30°
Cut out	ø230mm

*Drivers info pag. 478



Edel

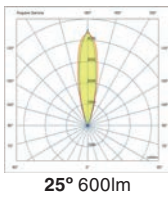

IP68 no incl. incl. sub



70455 Structure Satin Stainless
Diffuser Opal

Material	Structure Stainless Steel 316L + ABS
	Diffuser Glass
Power	18W
Lumen Output	600lm
Light Source	SMD LED 4000K
Class	III
CRI	85
Voltage	24VDC
Beam angle	25°
Cut out	ø156mm

*Drivers info pag. 478



outdoor

Recessed




Dart SQ


IP65 IK06 incl. no incl.

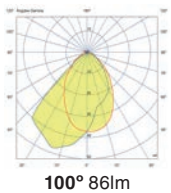
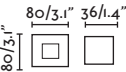


70272	● Structure Matt White
2700K 86lm	● Diffuser Transparent
70273	● Structure Matt Black
2700K 86lm	● Diffuser Transparent
70272N	● Structure Matt White
3000K 83lm	● Diffuser Transparent
70273N	● Structure Matt Black
3000K 83lm	● Diffuser Transparent

Material	Structure PC
	Diffuser Glass
Power	2W
Light Source	SMD LED
Class	II
CRI	>80
Voltage	220V-240V/50/60Hz
Beam angle	100°
Cut out	ø68mm

	Dart Box SQ	
	70274	<input type="radio"/> White
	Material	Structure PC

	Dart Box SQ Recessed	
	70276	● Black
	Material	Structure PC






Dart RCT


IP65 IK06 incl. no incl.

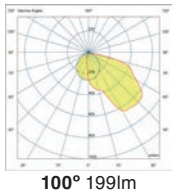
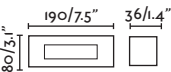


70277	● Structure Matt White
2700K 199lm	● Diffuser Transparent
70278	● Structure Matt Black
2700K 199lm	● Diffuser Transparent
70277N	● Structure Matt White
3000K 207lm	● Diffuser Transparent
70278N	● Structure Matt Black
3000K 207lm	● Diffuser Transparent

Material	Structure PC
	Diffuser Glass
Power	5W
Light Source	SMD LED
Class	II
CRI	>80
Voltage	220V-240V/50/60Hz
Beam angle	100°
Cut out	160x68mm


	Dart Box RCT	
	70280	 Black
	70279	 White
	Material	Structure PC

	Dart Box RCT Recessed	
	70281	● Black
	Material	Structure PC



outdoor

Recessed



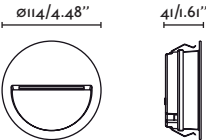
Poma

IP65 IK07 incl. SEA SIDE SUI TABLE DIM incl.



71969 ● Structure Dark Grey
● Diffuser Transparent

Material	Structure Aluminium
	Diffuser PC
Power	3W
Lumen Output	85/89/92/95lm
Light Source	SMD LED 2200/ 2700/ 3200/ 4000K
Class	I
CRI	>80
Voltage	220V-240V/50/60Hz
Beam angle	120°
Cut out	114mm



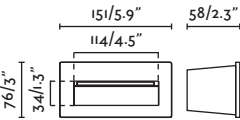
Mani

IP65 IK07 incl. DIM



70288 ● Structure White
● Diffuser Transparent
70289 ● Structure Dark Grey
● Diffuser Transparent

Material	Structure Aluminium
	Diffuser PC
Power	5W
Lumen Output	722lm
Light Source	SMD LED 2200/ 2700/ 3200/ 4000K
Class	I
CRI	≥80
Voltage	220V-240V/50/60Hz
Cut out	66x140mm
Cable	0.3m






outdoor

Recessed

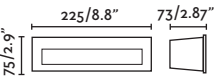
Nat

IP65 IK06  




70271	 Structure Matt White
	 Diffuser Transparent
70638	 Structure Dark Grey
	 Diffuser Transparent

Material	Structure Aluminium
	Diffuser PC
Power	8W
Lumen Output	496lm
Light Source	SMD LED 3000K
Class	I
CRI	>80
Voltage	220V-240V/50/60Hz
Cut out	215x65x70mm



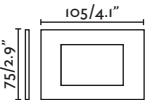
Spark

IP65 IK10  



70162	 Structure Dark Grey
	 Diffuser Opal
70163	 Structure Matt White
	 Diffuser Opal





Material	Structure Aluminium
	Diffuser PC
Power	5W
Lumen Output	277lm
Light Source	SMD LED 3000K
Class	I
CRI	>80
Voltage	100V-240V/50/60Hz
Cut out	95x55x60mm



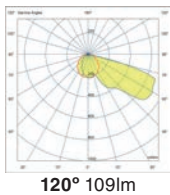
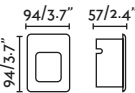
Nase SQ

IP44  



- 70395  **Structure** Matt White
-  **Diffuser** Transparent
- 70398  **Structure** Dark Grey
-  **Diffuser** Transparent





Material	Structure Aluminium
	Diffuser PC
Power	3W
Lumen Output	109lm
Light Source	SMD LED 3000K
Class	II
CRI	>80
Voltage	220V-240V/50/60Hz
Beam angle	120°
Cut out	92x87x80mm



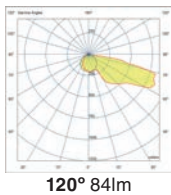
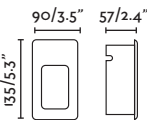
Nase RCT

IP44  



- 70396  **Structure** Matt White
-  **Diffuser** Transparent
- 70399  **Structure** Dark Grey
-  **Diffuser** Transparent

Material	Structure Aluminium
	Diffuser PC
Power	3W
Lumen Output	84lm
Light Source	SMD LED 3000K
Class	II
CRI	>80
Voltage	220V-240V/50/60Hz
Beam angle	120°
Cut out	132x90x80mm



Racing

IP44  



70403  **Structure** Dark Grey
 **Diffuser** Transparent

Carter

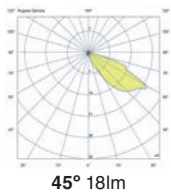
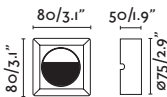
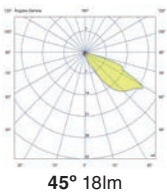
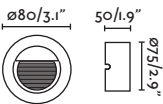
IP44  



70402  **Structure** Dark Grey
 **Diffuser** Transparent

Material	Structure Aluminium
	Diffuser PC
Power	1W
Lumen Output	18lm
Light Source	SMD LED 4000K
Class	II
CRI	>80
Voltage	220V-240V/50/60Hz
Beam angle	45°
Cut out	ø76mm

Material	Structure Aluminium
	Diffuser PC
Power	1W
Lumen Output	18lm
Light Source	SMD LED 4000K
Class	II
CRI	>80
Voltage	220V-240V/50/60Hz
Beam angle	45°
Cut out	ø76mm



outdoor

Recessed



Soun 105

IP65

IK06



- 70833 ● **Structure** Dark Grey
● **Diffuser** Transparent
- 70834 ● **Structure** Matt White
● **Diffuser** Transparent

Material	Structure Aluminium
	Diffuser Glass
Power	4,5W
Lumen Output	200lm
Light Source	SMD LED 3000K
Class	I
CRI	>80
Voltage	100V-240V/50/60Hz
Beam angle	120°
Cut out	220x950x655mm

Soun 193

IP65

IK06



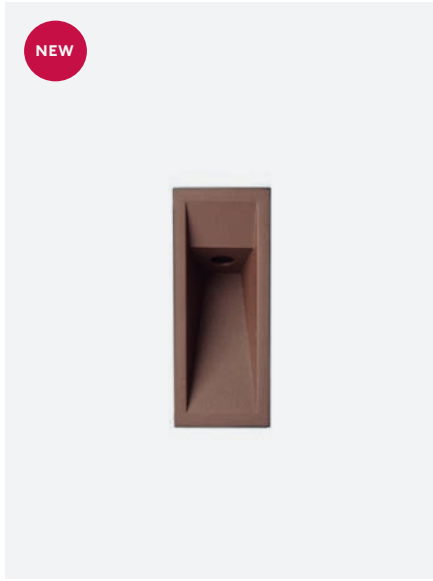
- 70900 ● **Structure** Dark Grey
● **Diffuser** Transparent
- 70901 ● **Structure** Matt White
● **Diffuser** Transparent

Material	Structure Aluminium
	Diffuser Glass
Power	8W
Lumen Output	630lm
Light Source	SMD LED 3000K
Class	I
CRI	>80
Voltage	100V-240V/50/60Hz
Beam angle	120°
Cut out	183x225x70mm

Til

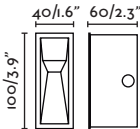
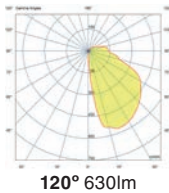
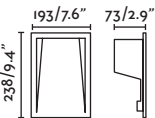
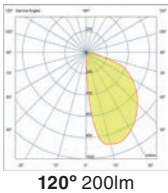
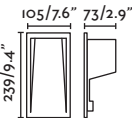
IP65

IK01



- 70928 ● **Structure** Black
● **Diffuser** Transparent
- 70929 ● **Structure** Rust Brown
● **Diffuser** Transparent
- 70927 ● **Structure** White
● **Diffuser** Transparent

Material	Structure Aluminium
	Diffuser Glass
Power	3W
Lumen Output	77lm
Light Source	COB LED 2700K
Class	III
CRI	>90
Voltage	24VDC
Cut out	37x96mm



outdoor

Recessed



Sedna SQ 90

IP65

IK06



Sedna RCT

IP65

IK06



Sedna SQ 140

IP65

IK06



70146

● Structure Dark Grey
● Diffuser Opal



70147

● Structure Dark Grey
● Diffuser Opal



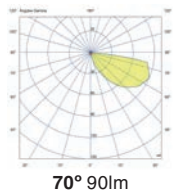
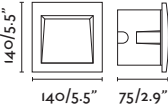
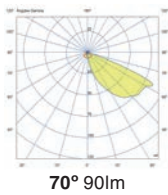
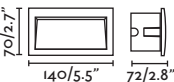
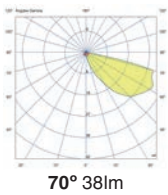
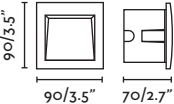
70148

● Structure Dark Grey
● Diffuser Opal

Material	Structure Aluminium
	Diffuser PC
Power	1W
Lumen Output	38lm
Light Source	SMD LED 3000K
Class	I
CRI	>80
Voltage	100V-240V/50/60Hz
Beam angle	70°
Cut out	80x75mm

Material	Structure Aluminium
	Diffuser PC
Power	3W
Lumen Output	90lm
Light Source	SMD LED 3000K
Class	I
CRI	>80
Voltage	100V-240V/50/60Hz
Beam angle	70°
Cut out	125x58mm

Material	Structure Aluminium
	Diffuser PC
Power	3W
Lumen Output	90lm
Light Source	SMD LED 3000K
Class	I
CRI	>80
Voltage	100V-240V/50/60Hz
Beam angle	70°
Cut out	128x112mm



outdoor

Recessed



Dang

IP67no incl.

SEA SIDE
SUITABLE

incl.



70446

Structure Satin Stainless

Diffuser Transparent

Material	Structure Stainless Steel 316L + Glass
	Diffuser Glass
Power	3W
Lumen Output	48lm
Light Source	COB LED 3000K
Class	III
CRI	>80
Voltage	24VDC
Beam angle	40°
Cut out	ø63x115mm

Uve

IP44incl.incl.



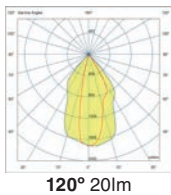
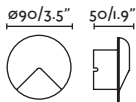
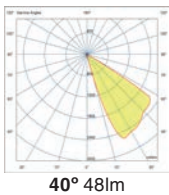
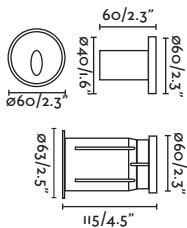
70397

Structure Dark Grey

Diffuser Transparent

Material	Structure Aluminium
	Diffuser PC
Power	2W
Lumen Output	20lm
Light Source	SMD LED 3000K
Class	II
CRI	>80
Voltage	220V-240V/50/60Hz
Beam angle	120°
Cut out	ø78mm

[*Drivers info pag. 478](#)








outdoor

Recessed

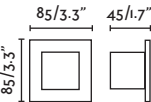
Frol

IP65  




70135  **Structure** Satin Nickel
 **Diffuser** Opal



Material	Structure Stainless Steel 304
	Diffuser PC
Power	1W
Lumen Output	113lm
Light Source	SMD LED 3000K
Class	II
CRI	>80
Voltage	220V-240V/50/60Hz
Cut out	92x92x50mm



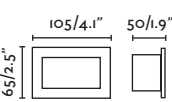
Gron

IP65  



70134  **Structure** Satin Nickel
 **Diffuser** Opal

Material	Structure Stainless Steel 304
	Diffuser PC
Power	1W
Lumen Output	114lm
Light Source	SMD LED 3000K
Class	II
CRI	>80
Voltage	220V-240V/50/60Hz
Cut out	105x66x50mm



outdoor

Recessed



Stripe Grid

IP54 IK07 incl.



- 72094 Structure Matt White Diffuser Opal
- 72095 Structure Dark Grey Diffuser Opal

Material	Structure Aluminium
	Diffuser PC
Power	5W
Lumen Output	70lm
Light Source	SMD LED 3000K
Class	I
CRI	>80
Voltage	100V-240V/50/60Hz
Cut out	230x89mm

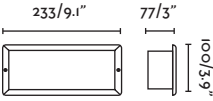
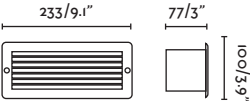
Stripe

IP54 IK07 incl. incl.



- 72092 Structure Dark Grey Diffuser Opal
- 72093 Structure Matt White Diffuser Opal

Material	Structure Aluminium
	Diffuser PC
Power	5W
Lumen Output	89lm
Light Source	SMD LED 3000K
Class	I
CRI	>80
Voltage	100V-240V/50/60Hz
Cut out	230x89mm

























outdoor

Recessed





BULBS

GU10 LED

Ref.		Power	Flux	Color T	CRI	Beam Angle	Dimm	Useful life	Width	Height	IEE
		(W)	(Lm)	(K)				(H)	(mm/in)	(mm/in)	
17330		7W	500lm	3000K	≥80	38°		15.000h	ø50/2"	55/2.2"	E
17333		5W	440lm	2700K	≥80	60°		15.000h	ø50/2"	50/2"	F
17309		7W	545lm	3000K	≥90	40°		25.000h	ø50/2"	54/2.1"	G
17320		7,5W	604lm	2700K	≥80	60°		25.000h	ø50/2"	54/2.1"	G
17318		8W	563lm	2700K	≥80	38°		25.000h	ø50/2"	54/2.1"	G
17316		7W	632lm	2700K	≥80	38°		25.000h	ø50/2"	54/2.1"	F
17319		8W	560lm	4000K	≥80	38°		25.000h	ø50/2"	54/2.1"	G
17321		8W	662lm	4000K	≥80	60°		25.000h	ø50/2"	54/2.1"	F
17335 NEW		5W	504lm	2700K	≥90	38°		15.000h	ø50/2"	54/2.1"	E
17334		5W	440lm	2700K	≥80	60°		15.000h	ø50/2"	50/2"	F
17337 NEW		5W	493lm	3000K	≥90	38°		15.000h	ø50/2"	54/2.1"	E
17336 NEW		5W	493lm	3000K	≥90	60°		15.000h	ø50/2"	54/2.1"	E
17331		8W	560lm	2700K	≥80	60°		25.000h	ø50/2"	54/2.1"	G
17324		8W	629lm	2700K	≥80	60°		25.000h	ø50/2"	54/2.1"	F
17332		8,7W	671lm	4000K	≥80	60°		25.000h	ø50/2"	54/2.1"	G
17325		7W	610lm	4000K	≥80	25°		25.000h	ø50/2"	54/2.1"	F
17328		7W	560lm	2700K	≥80	120°		15.000h	ø50/2"	55/2.2"	F
17329		7W	560lm	4000K	≥80	120°		15.000h	ø50/2"	55/2.2"	F



MR11 GU10

Ref.			Power	Flux	Color T	CRI	Beam Angle	Dimm	Useful life	Width	Height	IEE
			(W)	(Lm)	(K)				(H)	(mm/in)	(mm/in)	
17537 NEW		MR11	3W	220lm	2700K	≥80	38°		15.000h	ø35/1.4"	47/1.9"	F
17538 NEW		MR11	3W	230lm	3000K	≥80	38°		15.000h	ø35/1.4"	47/1.9"	F

G9 LED

Ref.			Power	Flux	Color T	CRI	Beam Angle	Dimm	Useful life	Diffuser	Width	Height	IEE
			(W)	(Lm)	(K)				(H)		(mm/in)	(mm/in)	
17443			3,5W	350lm	2700K	≥80	360°		15.000h	Transparent Glass	ø16/0.6"	50/2"	F
17468			3,5W	350lm	2700K	≥80	360°	 DIM	15.000h	Transparent Glass	ø16/0.6"	50/2"	F
17444			3,5W	350lm	4000K	≥80	360°		15.000h	Transparent Glass	ø16/0.6"	50/2"	F
17495			4W	470lm	3000K	≥80	360°		15.000h	Transparent Glass	ø14/0.6"	65/2.6"	E
17466			4,5W	450lm	2700K	≥80	360°		15.000h	Transparent Glass	ø16/0.6"	60/2.4"	F


























E14

Ref.			Power	Flux	Color T	CRI	Beam Angle	Dimm	Useful life	Diffuser	Width	Height	IEE
			(W)	(Lm)	(K)				(H)		(mm/in)	(mm/in)	
17427		C35	2W	160lm	2200K	≥80	360°		15.000h	Transparent Glass	ø36/1.4"	100/3.9"	G
17533		C35	4W	300lm	2200K	>90	360°		15.000h	Opal Glass	ø35/1.4"	100/3.9"	G
17460		C35	4W	400lm	2700K	≥80	360°		15.000h	Opal Glass	ø35/1.4"	100/3.9"	F
17534		C35	4W	400lm	3000K	≥90	360°		15.000h	Opal Glass	ø35/1.4"	100/3.9"	F
17413		G45	2W	160lm	2200K	≥80	360°		15.000h	Amber Glass	ø45/1.8"	78/3.1"	G
17526		G45	4W	300lm	2200K	≥90	360°		15.000h	Opal Glass	ø45/1.8"	78/3.1"	G
17461		G45	4W	390lm	2700K	≥80	360°		15.000h	Opal Glass	ø45/1.8"	78/3.1"	F
17527		G45	4W	400lm	3000K	≥90	360°		15.000h	Opal Glass	ø45/1.8"	78/3.1"	F
17519		G45	4,5W	400lm	2700K	≥80	360°	 DIM	15.000h	Opal Glass	ø45/1.8"	78/3.1"	F
17446		T26	1W	120lm	2700K	≥80	360°		15.000h	Transparent Glass	ø25/1"	58/2.3"	E















E27 LED

Ref.			Power	Flux	Color T	CRI	Beam Angle	Dimm	Useful life	Diffuser	Width	Height	IEE
			(W)	(Lm)	(K)				(H)		(mm/in)	(mm/in)	
17420		A60	4W	470lm	2700K	≥80	360°		15.000h	Transparent Glass	ø60/2.4"	102/4"	E
17498		A60	7W	806lm	2700K	≥80	360°		25.000h	Transparent Glass	ø60/2.4"	102/4"	F
17528		A60	8W	650lm	2200K	≥90	360°		15.000h	Opal Glass	ø60/2.4"	102/4"	G
17463		A60	8W	800lm	2700K	≥90	360°		15.000h	Opal Glass	ø60/2.4"	102/4"	F
17485		A60	8W	850lm	2700K	≥80	360°		15.000h	Opal Glass	ø60/2.4"	102/4"	F
17529		A60	8W	810lm	3000K	≥90	360°		15.000h	Opal Glass	ø60/2.4"	102/4"	F
17530		A60	8W	820lm	4000K	≥90	360°		15.000h	Opal Glass	ø60/2.4"	102/4"	F
17067		A60	9W	850lm	2700K	≥80	270°		15.000h	Opal PC	ø60/2.4"	120/4.7"	F
17070		A60	9W	820lm	2700K	≥80	270°		15.000h	Opal PC	ø60/2.4"	110/4.3"	F
17074		A60	9W	820lm	4000K	≥80	270°		15.000h	Opal PC	ø60/2.4"	110/4.3"	F
17426		A60	4W	400lm	2200K	≥80	360°		15.000h	Amber Glass	ø56/2.2"	102/4"	F
17432		A60	5W	440lm	2200K	≥80	360°		15.000h	Amber Glass	ø60/2.4"	102/4"	F
17496		A60	4W	450lm	2700K	≥80	360°		15.000h	Gloss Gold Glass	ø60/2.4"	102/4"	E
17071		A60	4W	400lm	2700K	≥80	360°		15.000h	Matt Black Glass	ø60/2.4"	102/4"	F
17073		A60	4W	400lm	2700K	≥80	360°		15.000h	Mirror Glass	ø60/2.4"	102/4"	F
17417		G45	2W	220lm	2700K	≥80	360°		15.000h	Transparent Glass	ø45/1.8"	75/3"	E
17524		G45	4W	300lm	2200K	≥90	360°		15.000h	Opal Glass	ø45/1.8"	75/3"	G
17541 NEW		G45	4W	280lm	2200K	≥90	360°		15.000h	Opal White Glass	ø45/1.8"	75/3"	G






E27 LED

Ref.			Power	Flux	Color T	CRI	Beam Angle	Dimm	Useful life	Diffuser	Width	Height	IEE
			(W)	(Lm)	(K)				(H)		(mm/in)	(mm/in)	
17462		G45	4W	400lm	2700K	≥80	360°		15.000h	Opal Glass	ø45/1.8"	75/3"	F
17525		G45	4W	400lm	3000K	≥90	360°		15.000h	Opal Glass	ø45/1.8"	75/3"	F
17518		G45	4,5W	400lm	2700K	≥80	360°		15.000h	Opal Glass	ø45/1.8"	75/3"	F
17414		G45	2W	160lm	2200K	≥80	360°		15.000h	Amber Glass	ø45/1.8"	75/3"	G
17493		G45	4W	300lm	2200K	≥80	360°		15.000h	Amber Glass	ø45/1.8"	75/3"	G
17415		G95	4W	470lm	2700K	≥80	360°		15.000h	Transparent Glass	ø95/3.7"	125/4.9"	E
17531		G95	8W	650lm	2200K	≥90	360°		15.000h	Opal Glass	ø95/3.7"	141/5.6"	G
17464		G95	8W	800lm	2700K	≥80	360°		15.000h	Opal Glass	ø95/3.7"	141/5.6"	F
17482		G95	8W	900lm	2700K	≥80	360°		25.000h	Opal Glass	ø95/3.7"	130/5.1"	F
17532		G95	8W	810lm	3000K	≥90	360°		15.000h	Opal Glass	ø95/3.7"	141/5.6"	F
17542 NEW		G95	12W	1200lm	2200K	≥90	360°		15.000h	Opal White Glass	ø95/3.7"	125/4.9"	F
17543 NEW		G95	12W	1500lm	2700K	≥90	360°		15.000h	Opal White Glass	ø95/3.7"	141/5.6"	E
17429		G95	4W	400lm	2200K	≥80	360°		15.000h	Amber Glass	ø95/3.7"	125/4.9"	F
17072		G95	4W	400lm	2700K	≥80	360°		15.000h	Matt Black Glass	ø95/3.7"	125/4.9"	F
17271		G95	4W	450lm	2700K	≥80	360°		15.000h	Mirror Glass	ø95/3.7"	125/4.9"	E
17478		G120	18W	1850lm	2700K	≥80	270°		15.000h	Opal Glass	ø120/4.7"	158/6.2"	F
17479		G120	18W	1600lm	2700K	≥80	215°		25.000h	Opal Glass	ø120/4.7"	158/6.2"	F
17423		G125	4W	470lm	2700K	≥80	360°		15.000h	Transparent Glass	ø125/4.9"	175/6.9"	E



E27 LED

Ref.			Power	Flux	Color T	CRI	Beam Angle	Dimm	Useful life	Diffuser	Width	Height	IEE
			(W)	(Lm)	(K)				(H)		(mm/in)	(mm/in)	
17425		G125	4W	400lm	2200K	≥80	360°		15.000h	Amber Glass	ø125/4.9"	175/6.9"	F
17434		G125	5W	440lm	2200K	≥80	360°		15.000h	Amber Glass	ø125/4.9"	175/6.9"	F
17422		ST64	4W	470lm	2700K	≥80	360°		15.000h	Transparent Glass	ø64/2.5"	146/5.7"	E
17428		ST64	4W	400lm	2200K	≥80	360°		15.000h	Amber Glass	ø64/2.5"	146/5.7"	F
17433		ST64	5W	440lm	2200K	≥80	360°		15.000h	Amber Glass	ø64/2.5"	146/5.7"	F
17424		ST64	5W	612lm	2700K	≥90	360°		15.000h	Amber Glass	ø64/2.5"	146/5.7"	E
17409		SP64	5W	380lm	2000K	≥80	360°		15.000h	Amber Glass	ø64/2.5"	146/5.7"	G
17400		PAR38	10W	850lm	4000K	≥80	60°		30.000h	Opal Glass	ø120/4.7"	134/5.3"	F
17398		PAR38	11W	1052lm	3000K	≥80	23°		25.000h	Transparent Glass	ø120/4.7"	134/5.3"	F
17477		R80	12W	1050lm	2700K	≥80	120°		15.000h	Opal PC	ø80/3.1"	110/4.3"	E
17437		T45	5W	550lm	3000K	≥80	360°		15.000h	Opal Glass	ø45/1.8"	112/4.4"	E





E27 LED SPECIALS

Ref.			Power	Flux	Color T	CRI	Beam Angle	Dimm	Useful life	Diffuser	Width	Height	IEE
			(W)	(Lm)	(K)				(H)		(mm/in)	(mm/in)	
17445		T30	6W	550lm	2200K	≥80	360°		15.000h	Amber Glass	ø28/1.1"	300/11.8"	F
17447		A160	5W	280lm	2000K	≥80	360°		25.000h	Amber Glass	ø160/6.3"	300/11.8"	G
17449		BT180	8W	400lm	2000K	≥80	360°		25.000h	Amber Glass	ø160/6.3"	390/15.4"	G



G4

Ref.		Power	Flux	Color T	CRI	Beam Angle	Dimm	Useful life	Diffuser	Width	Height	IEE
		(W)	(Lm)	(K)				(H)		(mm/in)	(mm/in)	
17487		1,5W	155lm	3000K	≥80	360º		15.000h	Transparent Glass	ø11/0.4"	41/1.6"	F
17494		1,5W	90lm	3000K	≥80	360º		25.000h	Transparent Glass	ø11/0.4"	33/1.3"	G


R7s LED

Ref.		Power	Flux	Color T	CRI	Beam Angle	Dimm	Useful life	Diffuser	Width	Height	IEE
		(W)	(Lm)	(K)				(H)		(mm/in)	(mm/in)	
17499		4W	500lm	2700K	≥80	360º		15.000h	Transparent Glass	ø45/1.8"	45/1.8"	F
17503		4W	500lm	4000K	≥80	360º		15.000h	Transparent Glass	ø16/0.6"	78/3.1"	E
17488		5,5W	550lm	2700K	≥80	360º		15.000h	Transparent PC	ø23/0.9"	23/0.9"	F
17497		8W	850lm	2700K	≥80	360º		15.000h	Transparent Glass	ø16/0.6"	16/0.6"	F
17502		8W	850lm	4000K	≥80	360º		15.000h	Transparent Glass	ø16/0.6"	16/0.6"	F

LINESTRA

Ref.		Power	Flux	Color T	CRI	Beam Angle	Dimm	Useful life	Diffuser	Width	Height	IEE
		(W)	(Lm)	(K)				(H)		(mm/in)	(mm/in)	
17535		L300	5W	430lm	2700K	≥80	270º	15.000h	Opal Glass	ø29/1.1"	29/1.1"	F
17536		L500	7W	608lm	2700K	≥80	270º	15.000h	Opal Glass	ø29/1.1"	29/1.1"	F


GX53

Ref.		Power	Flux	Color T	CRI	Beam Angle	Dimm	Useful life	Diffuser	Width	Height	IEE
		(W)	(Lm)	(K)				(H)		(mm/in)	(mm/in)	
17340		6W	540lm	3000K	>80	120º		25.000h	Opal PC	ø30/1.2"	76/3"	F

**Items with special discount conditions*


LED Bulb GU5.3

PARATHOM MR16

		Socket	Power	CRI	Useful life	DIM	Beam	Flux	Color T
	97686230	GU5.3	8W	92	40.000h	✓	24°	500lm	3000K
	97686327		8W	92	40.000h	✓	36°	485lm	2700K
	97686330		8W	92	40.000h	✓	36°	500lm	3000K


LED bulb GU10

MASTER LED Spot MV

	97685327	SOCKET GU10	4W	80	15.000h	✓	36°	345lm	2700K
	97685330		5W	80	25.000h	✓	36°	365lm	3000K
	97264		4W	80		✓	60°	355lm	2700K
	97404		5W	90		✓			3000K
	97273		5W	97	40.000h	✓	36°	355lm	2700K
	97402		5,5W	97	40.000h	✓	36°	375lm	3000K


LED bulb GU10

PARATHOM GU10

	97166	SOCKET GU10	6W	≥80	15.000h		36°	575lm	2700K
	97291		6W	≥80	15.000h		36°	575lm	3000K
	97292		6W	≥80	15.000h		60°	575lm	3000K
	97403		6W	≥80	15.000h		60°	575lm	2700K

QR111

PARATHOM QR111

	97411	SOCKET G53	15W	97	40.000h	✓	24°	800lm	2700K
	97412		15W	97	40.000h	✓	24°	800lm	3000K
	97413		15W	97	40.000h	✓	40°	800lm	2700K
	97414		15W	97	40.000h	✓	40°	800lm	3000K

PAR30

PARATHOM PAR30

97687127	E27	10W	≥80	25.000h	✓	36°	633lm	2700K
----------	-----	-----	-----	---------	---	-----	-------	-------

Drivers

		mA	P	V	System	Driver	units	IP
GRUND 2W	70726 70730 70733 70735	700mA	2W	220/240V	on/off	98310235	1-15 units	IP20
					triac	98310210	2-4 units	IP20
					dali	98310235D	1-15 units	IP20
					casambi	98310538	4-15 units	IP20
GRUND 7W	70728 70731 70734 70736	350mA	7W	220/240V	on/off	98310136	1-2 units	IP20
					triac	98310110LC	1 units	IP20
					dali	98310136D	1-2 units	IP20
					casambi	98310538	2 units	IP20
GRUND 13W	70729 70732	350mA	13W	220/240V	on/off	98310136	only 1 unit	IP20
					triac	98310118LC	only 1 unit	IP20
					dali	98310136D	only 1 unit	IP20
					casambi	98310538	only 1 unit	IP20
GRUND 1W	70851 70852 70853 70854	24V	1W	220/240V	on/off	98324031	1-29 units	IP67
					on/off	98324099	1-90 units	IP67
					dali	98324101	1-90 units	IP67
					casambi	98324599	1-90 units	IP20
GRUND 7W	70855 70856 70857 70858	24V	7W	220/240V	on/off	98324031	1-4 units	IP67
					on/off	98324099	1-13 units	IP67
					dali	98324101	1-13 units	IP67
					casambi	98324599	1-15 units	IP20
GRUND 13W	70859 70860 70861 70862	24V	13W	220/240V	on/off	98324031	1-2 units	IP67
					on/off	98324099	1-6 units	IP67
					dali	98324151	1-6 units	IP67
					casambi	98324599	1-6 units	IP20
GRUND 3W	70740	24V	3W	220/240V	on/off	98324031	1-10 units	IP67
					on/off	98324099	1-30 units	IP67
					dali	98324101	1-30 units	IP67
					casambi	98324599	1-30 units	IP20
KANE 3W	70660 / 70660W 70661 / 70661W 70662 / 70662W	24VDC	3W	220/240V	on/off	98324031	1-10 units	IP67
					on/off	98324099	1-30 units	IP67
					dali	98324101	1-30 units	IP67
					casambi	98324599	1-30 units	IP20
CROSBY 2W	70453	24VDC	2W	220/240V	on/off	98324031	1-16 units	IP67
					on/off	98324099	1-45 units	IP67
					dali	98324101	1-45 units	IP67
					casambi	98324599	1-45 units	IP20

		mA	P	V	System	Driver	units	IP
TRAS 4W	71701	24V DC	4W	220/240V	on/off	98324031	1-8 units	IP67
					on/off	98324099	1-22 units	IP67
TRAS 8W	71702	24V DC	8W	220/240V	on/off	98324031	1-4 units	IP67
					on/off	98324099	1-10 units	IP67
TRAS 25W	71716 71717	24V DC	25W	220/240V	on/off	98324031	1 unit	IP67
					on/off	98324151	1-5 units	IP67
DANG 3W	70446	24V DC	3W	220/240V	on/off	98324031	1-10 units	IP67
					on/off	98324099	1-30 units	IP67
					dali	98324101	1-25 units	IP67
					casambi	98324599	1-30 units	IP20
FALLS 12W	71736 71737	24V DC	12W	220/240V	on/off	98324031	1-2 units	IP67
					on/off	98324099	1-7 units	IP67
				220/240V	dali	98324101	1-7 units	IP67
					casambi	98324599	1-7 units	IP20
FALLS ORIENTABLE 16W	71733	24V DC	16W	220/240V	on/off	98324031	1-2 units	IP67
					on/off	98324099	1-5 units	IP67
				220/240V	dali	98324101	1-5 units	IP67
					casambi	98324599	1-5 units	IP20
CUCA		24V DC	3W	220/240V	on/off	98324031	1-10 units	IP67
					on/off	98324099	1-30 units	IP67
					dali	98324101	1-30 units	IP67
					casambi	98324599	1-30 units	IP20
CLAP		24V DC	6W	220/240V	on/off	98324026	1-5 units	IP67
					on/off	98324099	1-15 units	IP67
LILY 300	75620 75620-1 75621 75621-1 75622 75622-1	24V DC	3W	220/240V	on/off	98324031	1-10 units	IP67
					on/off	98324099	1-30 units	IP67
					dali	98324101	1-30 units	IP67
					casambi	98324599	1-30 units	IP20
PUK	75300-	24V DC	3W	220/240V	on/off	98324031	1-7 units	IP67
					on/off	98324099	1-22 units	IP67
SAU		24V DC	3W	220/240V	on/off	98324031	1-13 units	IP67
					on/off	98324099	1-36 units	IP67
TIL		24V DC	3W	220/240V	on/off	98324031	1-10 units	IP67
					on/off	98324099	1-30 units	IP67
				220/240V	dali	98324101	1-25 units	IP67
					casambi	98324599	1-30 units	IP20

General terms of sale

EN	ES	FR	ITA
<p>The technical information detailed in our catalogue can be modified in order to improve the features or design of our products.</p> <p>Faro Barcelona keeps the right to cancel or modify any model without prior notice and without any cause for complaints.</p> <p>The conditions, technical characteristics and prices of the products that appear in this catalogue are the effective ones in the date of impression of the catalogue except for typographical error and are subject to possible changes.</p> <p>The catalogue prices are public prices.</p> <p>RATES DO NOT INCLUDE VAT.</p> <p>Returned goods shall only be accepted, after prior notice being given to LOREFAR, on the grounds of being defective and never on the basis of broken glass or missing parts. In such cases, please contact us so that we can send you the required parts as a matter of urgency.</p> <p>Exchanges or returns of goods in good condition will not be accepted. In the event of express acceptance by LOREFAR, a 20% charge shall be incurred, on receipt and checking, for depreciation and classification of the goods.</p>	<p>La información referente a nuestros productos puede ser modificada con el fin de mejorar las características técnicas o de diseño.</p> <p>Faro Barcelona se reserva el derecho de anular o modificar cualquier modelo sin previo aviso y sin que sea motivo de reclamaciones.</p> <p>Las condiciones, características y precios de los productos que aparecen en este catálogo son los vigentes en la fecha de impresión del catálogo salvo error tipográfico y están sujetos a posibles modificaciones, la versión digital siempre prevalece.</p> <p>Los precios mostrados son precios de venta al público (PVP).</p> <p>IVA NO INCLUIDO EN TARIFA</p> <p>Prevía comunicación a Lorefar sólo se aceptará la mercancía devuelta por defectuosa, nunca por cristales rotos o falta de algún componente. En estos casos rogamos se pongan en contacto con nosotros para enviarles urgentemente las piezas requeridas.</p> <p>No se admitirán cambios ni devoluciones de mercancía en buen estado. En caso de aceptación explícita por parte de Lorefar, a su recepción y comprobación se emitirá un cargo del 20% en concepto de depreciación y clasificación de la mercancía.</p>	<p>L'information qui se réfère à nos produits peut être modifiée afin d'améliorer les caractéristiques technique ou de design.</p> <p>Faro Barcelona se réserve le droit d'annuler ou de modifier n'importe quel modèle sans préavis et sans que cela soit motif de réclamations.</p> <p>Les conditions, caractéristiques et prix des produits qui apparaissent dans ce catalogue sont celles en vigueur à la date d'impression du catalogue sauf erreur typographique et sont susceptible d'être modifiées ultérieurement.</p> <p>Les prix du catalogue son les prix de vente public .</p> <p>IVA NON COMPRISE DANS LE TARIF.</p> <p>Seule sera acceptée en retour la marchandise défectueuse, et ce après communication à LOREFAR. LOREFAR n'acceptera jamais de retour pour du verre brisé ou pour l'absence d'un composant quelconque. Dans ces derniers cas, nous vous prions de vous mettre en contact avec nous afin que nous vous fassions parvenir dans les plus brefs délais les pièces nécessaires. La marchandise en bon état ne sera ni reprise ni échangée. En cas d'acceptation explicite de sa part, LOREFAR retiendra 20% au titre de la dépréciation et de la classification du produit.</p>	<p>La informazione che si riferisce ai nostri articoli può essere soggetta a modifiche con il fine di migliorare le caratteristiche, tecniche o di design, dei nostri prodotti. Faro Barcelona si riserva il diritto di annullare o modificare qualsiasi modello senza previo avviso e senza che sia motivo di reclami.</p> <p>Le condizioni, caratteristiche e prezzi dei prodotti che compaiono in questo catalogo sono quelli vigenti alla data della stampa del catalogo ad eccezione di errori tipografici e sono soggetti a possibili modificazioni.</p> <p>I prezzi indicati sono prezzi di vendita al pubblico.</p> <p>IVA NON INCLUSA IN LISTINO.</p> <p>LOREFAR accetta previa comunicazione, solo la merce restituita perché difettosa; in nessun caso accetterà la merce restituita per presenza di verti rotti o per mancanza di qualche componente. In questi casi vi preghiamo di contattarci per potervi mandare al più presto i pezzi richiesti.</p> <p>Non si effettuano cambi né si ammettono restituzioni di merci in buono stato. In caso di accettazione esplicita da parte di LOREFAR, al momento del ricevimento e della verifica della merce si emetterà un addebito del 20% a titolo di deprezzamento e classificazione.</p>
PT	GER	NL	GRK
<p>A informação referente aos nossos produtos pode ser modificada com o fim de melhorar as características técnicas ou de desenho.</p> <p>A Faro Barcelona reserva-se o direito de anular ou modificar qualquer modelo sem aviso prévio e sem que seja motivo de reclamações.</p> <p>As condições, características e preços dos produtos que aparecem neste catálogo são os vigentes na data de impressão do catálogo salvo erro tipográfico e estão sujeitos a possíveis modificações. Os preços mostrados são preços de venda ao público (PVP).</p> <p>IVA NÃO INCLuíDO NA LISTA DE PREÇOS</p> <p>Mediante comunicação prévia à Lorefar, apenas se aceitará a mercadoria devolvida por defeito, nunca por vidros partidos ou falta de algum componente. Nestes casos pedimos que entrem em contacto conosco para lhes enviarmos urgentemente as peças requeridas.</p> <p>Não serão admitidas alterações nem devoluções de mercadoria em bom estado. Em caso de aceitação explícita por parte da Lorefar, na sua recepção e comprovação emitir-se-á um débito de 20% a título de depreciação e classificação da mercadoria.</p>	<p>Die Information über unsere Produkte kann im Zusammenhang mit den Verbesserungen ihrer technischen Eigenschaften und ihres Designs jederzeit geändert werden.</p> <p>Faro Barcelona behält sich das Recht vor, seine Modelle jederzeit und ohne vorherige Ankündigung vom Markt zu nehmen, ohne dass sich daraus ein Anrecht auf Beschwerden ableiten könnte.</p> <p>Die Bedingungen, Eigenschaften und Preise der Produkte in diesem Katalog gelten zum Datum der Drucklegung des Katalogs vorbehaltlich Druckfehler und können jederzeit geändert werden. Diese Preise gelten für den Direktverkauf an den Kunden.</p> <p>DIE MEHRWERTSTEUER IST NICHT IN DEN PREISEN EINGESCHLOSSEN</p> <p>Nach vorheriger Kommunikation kann Lorefar die Rücklieferung von schadhafter Ware akzeptieren, jedoch niemals wegen beschädigten Glasteilen oder fehlenden Komponenten. In letzteren Fällen setzen Sie sich bitte zwecks schneller Zuesendung der notwendigen Teile in Verbindung.</p> <p>Wir tauschen keine Waren in gutem Zustand um oder nehmen sie zurück. Bei ausdrücklicher Annahme durch Lorefar nach Erhalt und Überprüfung stellen wir Ihnen 20% des Preises für Wertverminderung und Handhabung der Ware in Rechnung.</p>	<p>De informatie over onze producten kan gewijzigd worden met als doel de technische eigenschappen of het design te verbeteren.</p> <p>Faro Barcelona behoudt zich het recht voor onaangekondigd modellen te schrappen of te wijzigen en zonder dat dit aanleiding tot een klacht vormt.</p> <p>De voorwaarden, eigenschappen en prijzen van de producten in deze catalogus zijn geldig op het moment van druk van de catalogus tenzij sprake is van een drukfout. Zij zijn onderhevig aan mogelijke wijzigingen. De getoonde prijzen betreffen verkoopprijzen.</p> <p>Btw NIET BIJ DE PRIJS INBEGREPEN</p> <p>Lorefar aanvaardt uitsluitend defecte teruggezonden goederen nadat zij hierover van tevoren op de hoogte is gesteld. Dit geldt niet voor gebroken glas of het ontbreken van onderdelen. In deze gevallen wordt u verzocht met ons contact op te nemen zodat wij u zo snel mogelijk de gewenste onderdelen kunnen toezenden.</p> <p>Ruilen of terugsturen van goederen in correcte staat is niet toegestaan. In geval van uitdrukkelijke aanvaarding door Lorefar wordt bij ontvangst en controle een heffing van 20% voor waardevermindering en classificatie van de goederen toegepast.</p>	<p>Οι πληροφορίες σχετικά με τα προϊόντα μας ενδέχεται να τροποποιηθούν με στόχο τη βελτίωση των τεχνικών χαρακτηριστικών ή του σχεδίου.</p> <p>Η Faro Barcelona διατηρεί το δικαίωμα ακύρωσης ή τροποποίησης οποιασδήποτε μοντέλου χωρίς προηγούμενη προειδοποίηση και χωρίς αυτό να αποτελεί αιτία απαίτησης επιστροφής χρημάτων.</p> <p>Οι όροι, τα χαρακτηριστικά και οι τιμές των προϊόντων που παρουσιάζονται σε αυτόν τον κατάλογο είναι αυτά που ισχύουν κατά την ημερομηνία της εκτύπωσης του καταλόγου, εκτός τυπογραφικών λαθών, και υπόκεινται σε αλλαγές.</p> <p>Ο ΦΠΑ ΔΕΝ ΣΥΜΠΕΡΙΛΑΜΒΑΝΕΤΑΙ ΣΤΗΝ ΤΙΜΗ</p> <p>Μετά από συνενόηση με τη Lorefar, γίνονται αποδεκτές επιστροφές μόνο αν πρόκειται για ελαττωματικά εμπορεύματα και όχι για θραύση κρυστάλλων ή απουσία κάποιου στοιχείου. Στις περιπτώσεις αυτές, παρακαλούμε να έρθετε σε επαφή μαζί μας για να σας στείλουμε επείγοντως τα απαιτούμενα μέρη.</p>
RUS	CZ	BL	PL
<p>Информация относящаяся к нашей продукции может быть модифицирована с целью улучшить технические или внешние характеристики.</p> <p>Faro Barcelona сохраняет за собой право анулировать или модифицировать любую модель без предупреждения и без того что это послужит причиной для жалоб.</p> <p>Условия, характеристики и цены на изделия, указанные в данном каталоге, действительны на дату его выпуска, за исключением опечаток в каталоге, и могут быть изменены. В каталоге указаны розничные цены.</p> <p>БЕЗ УЧЕТА НДС</p> <p>В соответствии с правилами, компания Lorefar принимает возврат изделий только при наличии дефектов, но ни в коем случае не при разбитии стекла или отсутствии какой-либо детали. В таком случае, пожалуйста, свяжитесь с нами, чтобы мы отправили вам необходимые детали.</p> <p>Товар в рабочем состоянии не подлежит обмену или возврату. В случае подтверждения компанией Lorefar наличия дефектов, после возврата и проверки, начисляется 20% стоимости с учетом амортизации и классификации товаров.</p>	<p>Technické informace uvedené v katalogu mohou být modifikovány za účelem zdokonalování vlastností svítidel nebo jejich designu.</p> <p>Producent Faro Barcelona si vyhrazuje právo konstrukčních změn nabízených modelů bez předcházejícího oznámení a tato skutečnost nemůže být předmětem jakékoliv stížnosti či reklamace.</p> <p>Podmínky, technické specifikace a ceny produktů uvedených v katalogu jsou platné ke dni vydání katalogu nového.</p> <p>VŠECHNY CENY JSOU UVEDENY BEZ DPH., Zboží může být vráceno pouze po předchozím souhlasu od sPOLEČNOSTI PAXI, na základě poruchy nebo vady ovšem nikdy na základě poškozeného skla nebo chybějícího dílu. V takových případech nás, prosím, kontaktujte, abychom Vám mohli požadované části svítidel urgentně zaslat. Výměny nebo vrácení zboží v dobrém technickém stavu je nepříjatelné.</p>	<p>Техническата информация, представена в нашият каталог , може да бъде променяна с цел да подобри представянето или дизайна на продуктите.</p> <p>Фаро Барселона си запазва правото да отменя или променя всеки модел без предварително осведомяване и без това да се счита причина за оплаквания.</p> <p>Условията, техническите характеристики и цените на продуктите показани в този каталог са ефективни към датата на отпечатването на каталога, с изключение на грешки при отпечатване и са обект на възможни промени.</p> <p>Цените в каталога са публичните цени.</p> <p>ЦЕНИТЕ НЕ ВКЛЮЧВАТ ДДС.</p> <p>Връщане на закупена стока ще да бъдат приети единствено след писмено осведомяване на ЛОРЕФАР на основание дефекти и в никакъв случай на основание счупено стъкло или липсващи части. В такива случаи моля свържете те с нас, за да ви изпратим липсващите части по спешност.</p> <p>Размяна или връщане на стока в добро състояние няма да бъде извършвана. В случай на спешно приемане от ЛОРЕФАР 20 % такса ще бъде наложена за приемане и проверка, за обезценяване и класификация на продуктите.</p>	<p>Informacje techniczne wyszczególnione w naszym katalogu mogą być modyfikowane w celu poprawienia właściwości lub wzornictwa produktów.</p> <p>Faro Barcelona ma prawo do anulowania i modyfikowania każdego z modeli bez uprzedniego informowania i nie przyjmuje skarg z tego tytułu.</p> <p>Warunki, opis techniczny oraz ceny artykułów , które pojawiają się w katalogu są aktualne do czasu przedruku katalogu za wyjątkiem pomyłek w druku, które podlegają ewentualnej zmianie. Ceny w katalogu są cenami publicznymi.</p> <p>CENY NIE ZAWIERAJĄ STAWKI VAT.</p> <p>Ewentualne zwroty mogą być zaakceptowane po uprzedniej zgodzie przez Lorefar na podstawie stwierdzenia , że są wadliwe, nigdy nie przyjmowane są zwroty artykułów, z powodu stłuczenia szkła czy brakujących części, w tym przypadku prosimy o kontakt w celu wysłania potrzebnych części w trybie natychmiastowym.</p> <p>Wymiany lub zwroty artykułów w dobrym stanie nie będą zaakceptowane. W przypadku wyraźnej akceptacji przez Lorefar, 20% opłaty może być poniesione na otrzymanie i sprawdzenie, w celu sklasyfikowania uszkodzenia artykułu.</p>

References index

Ref	Pag.	Ref	Pag.	Ref	Pag.	Ref	Pag.
17067	473	17460	472	70147	460	70304	424
17070	473	17461	472	70148	460	70305	424
17071	473	17462	474	70151	238	70306	422
17072	474	17463	473	70156	202	70307	422
17073	473	17464	474	70157	202	70308	420
17074	473	17466	471	70158	236	70309	420
17271	474	17468	471	70159	236	70310	422
17309	470	17477	475	70161	204	70311	418
17316	470	17478	474	70162	454	70312	418
17318	470	17479	474	70163	454	70322	340
17319	470	17482	474	70226	234	70323	340
17320	470	17485	473	70227	234	70324	340
17321	470	17487	476	70245	256	70327	340
17324	470	17488	476	70246	256	70328	340
17325	470	17493	474	70247	80	70329	340
17328	470	17494	476	70248	220	70395	455
17329	470	17495	471	70260	202	70396	455
17330	470	17496	473	70264	372	70397	462
17331	470	17497	476	70267	372	70398	455
17332	470	17498	473	70268	372	70399	455
17333	470	17499	476	70269	372	70402	456
17334	470	17502	476	70270	372	70403	456
17335	470	17503	476	70271	454	70405	354
17336	470	17518	474	70272	450	70408	404
17337	470	17519	472	70272N	450	70409	404
17340	476	17524	473	70273	450	70443	448
17398	475	17525	474	70273N	450	70444	448
17400	475	17526	472	70274	450	70446	462
17409	475	17527	472	70276	450	70449	444
17413	472	17528	473	70277	450	70453	442
17414	474	17529	473	70277N	450	70455	448
17415	474	17530	473	70278	450	70459N	442
17417	473	17531	474	70278N	450	70462N	446
17420	473	17532	474	70279	450	70469	238
17422	475	17533	472	70280	450	70501	408
17423	474	17534	472	70281	450	70508	408
17424	475	17535	476	70283	338	70546	158
17425	475	17536	476	70284	338	70564	158
17426	473	17537	471	70285	156	70566N	370
17427	472	17538	471	70286	156	70567N	370
17428	475	17541	473	70287	156	70573	389
17429	474	17542	474	70288	452	70573B	389
17432	473	17543	474	70289	452	70575	308
17433	475	70025	200	70290	342	70576	154
17434	475	70035	206	70291	342	70586	428
17437	475	70036	206	70292	80	70587	428
17443	471	70037	208	70293	80	70588	426
17444	471	70038	208	70294	356	70589	426
17445	475	70039	206	70295	80	70591	446
17446	472	70134	464	70298	218	70592N	426
17447	475	70135	464	70302	420	70593N	426
17449	475	70146	460	70303	420	70634	372

Ref	Pag.	Ref	Pag.	Ref	Pag.	Ref	Pag.
70637	372	70775	46	70912	204	71286	136
70638	454	70776	46	70913	240	71287	136
70644	354	70777	46	70914	38	71299	142
70645	354	70782	102	70927	458	71300	142
70646	354	70783	102	70928	458	71301	142
70647	354	70784	46	70929	458	71303	380
70655	408	70785	92	70938	78	71305	381
70656	408	70787	220	70939	78	71306	381
70657	412	70788	220	70992	400	71308	364
70658	412	70790	42	70993	152	71309	364
70659	412	70799	308	70996	402	71352	84
70660	440	70802	370	70997	400	71353	348
70660W	440	70806	310	70998	400	71363	348
70661	440	70811	368	70999	402	71366	348
70661W	440	70812	368	71049	352	71367	348
70662	440	70813	368	71052	352	71372	310
70662W	440	70821	310	71106	292	71374	310
70663	390	70824	404	71110	398	71489N	444
70664	390	70825	404	71116	168	71498N	443
70665	386	70826	404	71117	168	71499N	443
70667	390	70828	368	71118	168	71516	358
70668	390	70829	391	71128	398	71517	358
70682	386	70832	374	71129	399	71519	360
70683	386	70833	458	71138	292	71528	218
70686	374	70834	458	71139	292	71537	384
70687	374	70837	154	71194	342	71546	204
70689	387	70840	116	71195	342	71548	204
70690	315	70841	116	71196	342	71565	46
70696	388	70842	116	71198	120	71569-01	58
70697	388	70843	116	71199	120	71569-04	59
70715	387	70850	378	71209	162	71569-05	56
70720	391	70851	430	71212	358	71569-06	56
70722	315	70852	430	71213	122	71569-07	54
70726	430	70853	430	71214	122	71569-08	54
70728	432	70854	430	71215	358	71569-09	52
70729	432	70855	434	71216	112	71569-10	52
70730	430	70856	434	71217	112	71569-11	52
70731	432	70857	434	71222	360	71569-12	52
70732	432	70858	434	71223	360	71569-13	52
70733	430	70859	434	71224	82	71569-14	52
70734	432	70860	434	71225	82	71575-01	58
70735	430	70861	434	71242	66	71575-04	59
70736	432	70862	434	71243	66	71575-05	56
70740	436	70870	436	71244	66	71575-06	56
70753	116	70871	436	71253	60	71575-07	54
70754	116	70887	389	71254	60	71575-09	52
70755	116	70888	366	71256	62	71575-11	52
70756	116	70899	366	71257	62	71575-13	52
70761	138	70900	458	71262	34	71575P-01	254
70767	145	70901	458	71263	34	71575P-03	254
70768	145	70906	410	71273	364	71575P-04	252
70771	150	70907	410	71274	387	71575P-05	250
70772	150	70908	410	71277	364	71575P-06	250
70773	380	70909	410	71279	384	71575P-07	250
70774	118	70910	410	71285	382	71575P-09	250

Ref	Pag.	Ref	Pag.	Ref	Pag.	Ref	Pag.
71575P-11	250	71733	416	71928	44	72126-171	264
71575P-13	250	71736	416	71929	44	72126-172	264
71576-01	58	71737	416	71931	44	72127-164	268
71576-04	59	71740	310	71940	78	72127-165	268
71576P-03	254	71741	310	71941	78	72127-166	268
71576P-04	252	71742	310	71942	78	72127-167	268
71579-02	284	71743	392	71943	78	72128	266
71579C-03	284	71744	392	71946	124	72129	266
71579C-04	284	71745	392	71947	124	72135	272
71579C-05	282	71746	140	71948	124	72136	272
71579C-06	282	71747	140	71949	124	72137	272
71579C-07	280	71748	140	71960	406	72138	272
71579C-09	278	71749	140	71961	406	72150	30
71579C-11	278	71750	140	71962	406	72151	30
71579C-13	278	71751	140	71963	406	72269	370
71584-01	289	71771	200	71964	406	72298	84
71584-02	36	71771V	200	71965	406	72310	152
71584-03	289	71772	226	71966	406	72311	134
71584-04	289	71772H	226	71967	406	72312	134
71584-05	288	71772V	226	71968	406	72330	404
71584-06	288	71773	226	71969	452	72353	314
71584-07	288	71774	232	72092	466	72354	314
71584-08	288	71775	232	72093	466	72355	314
71584-09	286	71780-2	224	72094	466	73100	242
71584-10	286	71780F	224	72095	466	73111	242
71584-11	286	71780H	224	72102-155	32	73150	242
71584-12	286	71780V	224	72102-156	32	74139	382
71584-13	286	71781-2	224	72102-157	32	74141	126
71584-14	286	71785-231	229	72103-155	50	74142	126
71613	240	71800	326	72103-156	50	74144	126
71621-05	282	71803	326	72103-157	50	74146	126
71621-06	282	71898	352	72104-155	274	74155	94
71621-07	280	71899	350	72104-156	274	74156	94
71621-08	276	71900	350	72104-157	274	74261	399
71621-09	278	71901	350	72109-155	274	74400	346
71621-10	277	71902	350	72109-156	274	74401	362
71621-11	278	71903	350	72109-157	274	74408	346
71621-12	277	71904	350	72110-155	274	74411	92
71621-13	278	71905	350	72110-156	274	74419	378
71621-14	277	71906	350	72110-157	274	74427C-01	291
71622-05	282	71907	350	72120	270	74427C-02	291
71622-06	282	71908	350	72121	270	74427C-03	290
71622-07	280	71909	352	72122	270	74427C-04	290
71622-08	276	71910	352	72123	270	74432A-01	396
71622-09	278	71911	352	72126	266	74432A-02	396
71622-10	277	71912	40	72126-159	262	74432A-03	394
71622-11	278	71913	41	72126-160	262	74432A-04	394
71622-12	277	71913	40	72126-161	262	74433S-01	149
71622-13	278	71914	40	72126-162	262	74433S-02	148
71622-14	277	71915	339	72126-164	260	74433S-03	149
71701	438	71916	339	72126-165	260	74433S-04	148
71702	438	71918	339	72126-166	260	74434B-01	147
71703	438	71920	44	72126-167	260	74434B-02	146
71716	438	71921	44	72126-169	264	74434B-03	147
71717	438	71923	44	72126-170	264	74434B-04	146

Ref	Pag.	Ref	Pag.	Ref	Pag.	Ref	Pag.
74435F2-02	166	750110D	174	750311	178	751111C	182
74435F2-03	164	750111	174	750311C	178	751111D	182
74435F2-04	167	750111C	174	750311D	178	751112	182
74436F3-02	166	750111D	174	750312	178	751112C	182
74436F3-03	164	750112	174	750312C	178	751112D	182
74436F3-04	167	750112C	174	750312D	178	751120	182
74441	139	750112D	174	750320	178	751120C	182
74442	139	750120	174	750320C	178	751120D	182
74450	364	750120C	174	750320D	178	751121	182
74451	108	750120D	174	750321	178	751121C	182
74452	108	750121	174	750321C	178	751121D	182
74453	378	750121C	174	750321D	178	751122	182
74456	376	750121D	174	750322	178	751122C	182
74457	90	750122	174	750322C	178	751122D	182
74458	90	750122C	174	750322D	178	751200	184
74500	38	750122D	174	751000	180	751200C	184
74501	38	750200	176	751000C	180	751200D	184
750000	172	750200C	176	751000D	180	751201	184
750000C	172	750200D	176	751001	180	751201C	184
750000D	172	750201	176	751001C	180	751201D	184
750001	172	750201C	176	751001D	180	751202	184
750001C	172	750201D	176	751002	180	751202C	184
750001D	172	750202	176	751002C	180	751202D	184
750002	172	750202C	176	751002D	180	751210	184
750002C	172	750202D	176	751010	180	751210C	184
750002D	172	750210	176	751010C	180	751210D	184
750010	172	750210C	176	751010D	180	751211	184
750010C	172	750210D	176	751011	180	751211C	184
750010D	172	750211	176	751011C	180	751211D	184
750011	172	750211C	176	751011D	180	751212	184
750011C	172	750211D	176	751012	180	751212C	184
750011D	172	750212	176	751012C	180	751212D	184
750012	172	750212C	176	751012D	180	751220	184
750012C	172	750212D	176	751020	180	751220C	184
750012D	172	750220	176	751020C	180	751220D	184
750020	172	750220C	176	751020D	180	751221	184
750020C	172	750220D	176	751021	180	751221C	184
750020D	172	750221	176	751021C	180	751221D	184
750021	172	750221C	176	751021D	180	751222	184
750021C	172	750221D	176	751022	180	751222C	184
750021D	172	750222	176	751022C	180	751222D	184
750022	172	750222C	176	751022D	180	751300	186
750022C	172	750222D	176	751100	182	751300C	186
750022D	172	750300	178	751100C	182	751300D	186
750100	174	750300C	178	751100D	182	751301	186
750100C	174	750300D	178	751101	182	751301C	186
750100D	174	750301	178	751101C	182	751301D	186
750101	174	750301C	178	751101D	182	751302	186
750101C	174	750301D	178	751102	182	751302C	186
750101D	174	750302	178	751102C	182	751302D	186
750102	174	750302C	178	751102D	182	751310	186
750102C	174	750302D	178	751110	182	751310C	186
750102D	174	750310	178	751110C	182	751310D	186
750110	174	750310C	178	751110D	182	751311	186
750110C	174	750310D	178	751111	182	751311C	186

Ref	Pag.
751311D	186
751312	186
751312C	186
751312D	186
751320	186
751320C	186
751320D	186
751321	186
751321C	186
751321D	186
751322	186
751322C	186
751322D	186
75300F	192
75300H	192
75300S	192
75300V	192
75302F	194
75302H	194
75302S	194
75302V	194
75303F	195
75303H	195
75303V	195
75304-123	305
75500	344
75501	344
75502	344
75503	344
75519	110
75520	110
75521	152
75522	130
75523	130
75524	162
75531	138
75532	160
75533	392
75537	132
75538	132
75540	362
75541	112
75545	128
75546	128
75547	160
75550	106
75551	106
75552	106
75553	106
75556	248
75557	248
75558	72
75559	72
75561	246
75562	246

Ref	Pag.
75563	68
75564	68
75565	246
75566	246
75570	214
75571	214
75572	96
75573	96
75580	72
75581	246
75583	246
75584	70
75585	244
75586	244
75588	70
75589	244
75590	244
75595	114
75596	114
75605	144
75606	144
75607	162
75608	36
75620	74
75620-1	216
75620-2	216
75621	74
75621-1	216
75621-2	216
75622	74
75622-1	216
75622-2	216
75630	318
75631	76
75632	76
75633	318
75634	76
75635	76
75636	104
75637	104
75638	104
75639	104
75640	104
75641	104
75650	64
75701	392
75703-2	199
75704-2	101
75705-2	101
75706-2	101
75706-4	213
75707-2	101
75707-4	213
75708-2	213
75708-4	213

Ref	Pag.
75709-2	213
75709-4	213
75710-1	323
75710-2	323
75711-1	297
75711-2	297
75712-1	325
75712-2	325
75713-1	297
75713-2	297
75714-2	100
75714-4	100
75750	330
75751	330
75753	300
75754	300
75755	300
75756	328
75757	328
75758	312
75758-01	298
97166	477
97264	477
97273	477
97291	477
97292	477
97402	477
97403	477
97404	477
97411	477
97412	477
97413	477
97414	477
97685327	477
97685330	477
97686230	477
97686327	477
97686330	477
97687127	477
97692327	477
97692330	477
97692427	477
97692430	477

Alphabetical index

Aday	<i>Wall</i>	354	Cadaques	<i>Floor</i>	66	Giza	<i>Beacon</i>	145	Luma	<i>Beacon</i>	90
Agra	<i>Beacon</i>	116	Cage	<i>Portable</i>	36	Giza	<i>Post</i>	145	Mani	<i>Recessed</i>	452
Agra	<i>Post</i>	116	Cairo	<i>Portable</i>	38	Glint	<i>Beacon</i>	104	Mask	<i>Wall</i>	384
Akane	<i>Portable</i>	34	Candela	<i>Portable</i>	42	Goz	<i>Ceiling</i>	308	Mauren	<i>Post</i>	152
Alfa	<i>Projector</i>	200	Canon	<i>Wall</i>	370	Grada	<i>Wall</i>	410	Mavis	<i>Portable</i>	44
Alp	<i>Wall</i>	364	Carter	<i>Recessed</i>	456	Grant	<i>Wall</i>	408	Mila	<i>Post</i>	150
Alp	<i>Beacon</i>	108	Cast	<i>Beacon</i>	94	Gron	<i>Recessed</i>	464	Mistu	<i>Suspended</i>	291
Ancora	<i>Wall</i>	362	Cerler	<i>Beacon</i>	78	Grot	<i>Wall</i>	318	Mistu	<i>Wall</i>	396
Andy	<i>Spike</i>	240	Chandra	<i>Beacon</i>	84	Grot	<i>Beacon</i>	76	Mistu	<i>Post</i>	148
Anga	<i>Ceiling</i>	314	Clap	<i>Beacon</i>	101	Grund	<i>Recessed</i>	430	Mistu	<i>Beacon</i>	146
Argus	<i>Portable</i>	46	Clap	<i>Spike</i>	213	Half	<i>Wall</i>	384	Mistu	<i>Pole</i>	166
Axel	<i>Wall</i>	364	Clap	<i>Wall</i>	325	Hikari	<i>Wall</i>	387	Mol	<i>Wall</i>	391
Balder	<i>Projector</i>	238	Clap	<i>Suspended</i>	297	Iglu	<i>Beacon</i>	64	Moon	<i>Suspended</i>	291
Balic	<i>Wall</i>	356	Crosby	<i>Recessed</i>	442	Kane	<i>Recessed</i>	440	Moon	<i>Wall</i>	396
Balic	<i>Beacon</i>	80	Cuca	<i>Spike</i>	246	Kasp	<i>Portable</i>	40	Moon	<i>Post</i>	149
Bambou	<i>Spike</i>	248	Cuca	<i>Beacon</i>	70	Kaula	<i>Wall</i>	354	Moon	<i>Beacon</i>	147
Bast	<i>Post</i>	80	Curtis	<i>Recessed</i>	446	Keenan	<i>Wall</i>	158	Muffin	<i>Suspended</i>	290
Beret	<i>Beacon</i>	130	Dakron	<i>Ceiling</i>	315	Kela	<i>Wall</i>	378	Muffin	<i>Wall</i>	394
Beret	<i>Pole</i>	162	Dang	<i>Recessed</i>	462	Kerala	<i>Wall</i>	378	Muffin	<i>Post</i>	148
Bezel	<i>Beacon</i>	80	Dart	<i>Recessed</i>	450	Kila	<i>Ceiling</i>	310	Muffin	<i>Beacon</i>	146
Bezel	<i>Spike</i>	220	Das	<i>Beacon</i>	110	Kila	<i>Wall</i>	392	Muffin	<i>Pole</i>	167
Blind	<i>Wall</i>	372	Datna	<i>Beacon</i>	139	Kila	<i>Beacon</i>	140	Muna	<i>Portable</i>	30
Block	<i>Beacon</i>	126	Datna	<i>Post</i>	139	Klamp	<i>Wall</i>	346	Must	<i>Wall</i>	412
Blubs	<i>Suspended</i>	290	Doro	<i>Wall</i>	350	Klamp	<i>Beacon</i>	92	Muur	<i>Projector</i>	200
Blubs	<i>Wall</i>	394	Drak	<i>Wall</i>	404	Kov	<i>Wall</i>	333	Nahir	<i>Wall</i>	400
Blubs	<i>Post</i>	149	Dune	<i>Wall</i>	406	Kubick	<i>Wall</i>	387	Nairobi	<i>Wall</i>	374
Blubs	<i>Beacon</i>	147	Edel	<i>Recessed</i>	448	Lace	<i>Wall</i>	368	Nala	<i>Post</i>	150
Blubs	<i>Pole</i>	164	Ele	<i>Wall</i>	378	Lacre	<i>Wall</i>	370	Nala	<i>Wall</i>	380
Bonn	<i>Wall</i>	388	Espot	<i>Beacon</i>	124	Lako	<i>Wall</i>	352	Nanda	<i>Beacon</i>	112
Borda	<i>Wall</i>	400	Estela	<i>Wall</i>	340	Led 18	<i>Recessed</i>	443	Nara	<i>Portable</i>	32
Bronx	<i>Wall</i>	342	Falls	<i>Recessed</i>	416	Lily	<i>Beacon</i>	74	Nara	<i>Floor</i>	50
Brot	<i>Beacon</i>	60	Flow	<i>Projector</i>	204	Lily	<i>Spike</i>	216	Nara	<i>Suspended</i>	274
Brot	<i>Portable</i>	62	Foc	<i>Projector</i>	202	Lime	<i>Wall</i>	326	Narita	<i>Suspended</i>	262
Brot	<i>Spike</i>	214	Foc	<i>Spike</i>	236	Ling	<i>Wall</i>	368	Narita	<i>Suspended</i>	270
Brot	<i>Beacon</i>	96	Fred	<i>Wall</i>	390	Lit	<i>Projector</i>	202	Narita	<i>Suspended</i>	266
Brow	<i>Wall</i>	404	Frol	<i>Recessed</i>	464	Log	<i>Wall</i>	372	Nase	<i>Recessed</i>	455
Bruc	<i>Wall</i>	368	Future	<i>Wall</i>	358	Logar	<i>Beacon</i>	144	Nat	<i>Recessed</i>	454
Bu-Oh	<i>Pole</i>	162	Gaia	<i>Beacon</i>	68	Loth	<i>Wall</i>	156	Natron	<i>Wall</i>	389
Bu-Oh	<i>Wall</i>	358	Garten	<i>Spike</i>	242	Lotus	<i>Wall</i>	360	Nautica	<i>Suspended</i>	292
Bu-Oh	<i>Post</i>	122	Geiser	<i>Recessed</i>	420	Lotus	<i>Beacon</i>	82	Nautica	<i>Wall</i>	398
Bu-Oh	<i>Beacon</i>	122	Gina	<i>Beacon</i>	84	Luca	<i>Spike</i>	218	Nautica	<i>Pole</i>	168
Cabo	<i>Wall</i>	400	Gina	<i>Wall</i>	348	Luma	<i>Wall</i>	376	Nautica	<i>Wall</i>	399

Naya	Post	120	Saigon	Spike	250	Sticker	Wall	362	Voila	Portable	46
Naya	Beacon	120	Saigon	Suspended	284	Sticker	Beacon	112	Wally	Wall	399
Negus	Wall	388	Saigon	Suspended	282	Stripe 2	Recessed	466	West	Wall	366
Noboru	Beacon	154	Saigon	Suspended	280	Sunset	Wall	374	Yen	Ceiling	315
Nok	Recessed	448	Saigon	Suspended	289	Surat	Beacon	152			
Noray	Wall	402	Saigon	Portable	36	Suria	Recessed	428			
Oko	Projector	204	Saigon	Suspended	288	Suria	Recessed	426			
Olan	Wall	372	Saigon	Floor	52	Tacana	Wall	352			
Olot	Ceiling	310	Saigon	Suspended	286	Takua	Wall	364			
Onze	Beacon	138	Saigon	Suspended	278	Tamashi	Wall	380			
Orwell	Wall	392	Saigon	Suspended	276	Tami	Ceiling	308			
Pals	Wall	342	Saigon	Suspended	277	Tane	Wall	370			
Path	Wall	408	Salt	Recessed	446	Taro	Recessed	444			
Piccola	Spike	256	Sau	Spike & Projector	224	Tasa	Ceiling	310			
Pill	Wall	404	Sau	Spike & Projector	228	Task	Portable	38			
Pilo	Beacon	114	Sau	Spike & Projector	226	Tecno	Recessed	444			
Pivot	Wall	381	Sau	Spike & Projector	232	Tejo	Wall	389			
Plaza	Pole	162	Sau	Spike & Projector	229	Thon	Wall	338			
Plim	Beacon	142	Saura	Beacon	118	Til	Recessed	458			
Plom	Projector	204	Screen	Post	180	Til	Beacon	78			
Plom	Spike	240	Screen	Beacon	182	Timon	Wall	402			
Pol	Wall	391	Screen	Pole	184	Tinia	Wall	348			
Poma	Recessed	452	Screen	Pole	186	Toba	Suspended	260			
Pomo	Wall	381	Scuba	Suspended	298	Toba	Suspended	268			
Proa	Wall	346	Scuba	Wall	328	Toc	Portable	46			
Puk	Projector	192	Scuba	Ceiling	312	Toluca	Wall	352			
Puk	Projector	194	Scuba	Wall	330	Tom	Wall	386			
Puk	Projector	195	Scuba	Suspended	300	Tond	Wall	339			
Puk	Ceiling	305	Sedna	Recessed	460	Toni	Projector	218			
Racing	Recessed	456	Sete	Post	152	Tono	Spike	242			
Rush	Post	172	Seth	Spike	234	Totem	Beacon	106			
Rush	Beacon	174	Shadow	Beacon	134	Tram	Beacon	138			
Rush	Pole	176	Shelby	Beacon	132	Tram	Pole	160			
Rush	Pole	178	Slot	Projector	206	Tram	Wall	392			
Saga	Suspended	264	Slot	Spike	208	Tras	Recessed	438			
Saga	Suspended	272	Sobek	Projector	238	Tura	Beacon	128			
Saigon	Floor	58	Soleil	Beacon	92	Tura	Pole	160			
Saigon	Floor	59	Soun	Recessed	458	Twist	Wall	382			
Saigon	Floor	56	Spark	Recessed	454	Twist	Beacon	136			
Saigon	Floor	54	Spy	Beacon	102	Twist	Post	136			
Saigon	Spike	254	Spy	Spike	220	Uve	Recessed	462			
Saigon	Spike	252	Steps	Wall	344	View	Wall	360			



Showroom Barcelona

Princesa 52
08003 Barcelona
Spain
Tel +34932387373
showroom.barcelona@faro.es

Showroom Madrid

Velázquez 35 4ºD
28001 Madrid
Spain
Tel +34689583571
showroom.madrid@faro.es

Showroom Paris

7 Rue d'Uzès
75002 Paris
France
Tel +33745061553
showroom.paris@faro.es

Showroom Buenos Aires


Ven Street Center Local 30
Av. Italia 4950
1622 Dique Luján
Buenos Aires Argentina
Tel +5491171390813
showroom.argentina@faro.es

Showroom Milano

Ecosistema showroom
Via Gaetano Giardino 5
20123 Milano

Showroom Manila

699 Malate
1004 Metro, Manila
Philippines



Logistics Headquarters

Dinámica 1 Pol. Ind. Santa Rita
08755 Castellbisbal
Spain
Tel +34937723949
info@faro.es

Logistics China

Room 1706-05, Glory International
Finance Center
25 Guicheng Road, Nanhai District
Foshan, Guangdong Province

Logistics USA

135 West 41nd Street Suite 1002
10036 New York
USA



Request visit

Be present.
Let light guide you
to a more conscious
way of living